

DEF AUTHORIZED

Fuel Tanks

Dodge and Plymouth Fuel Tanks

These reproduction fuel tanks are manufactured to factory specifications from stamped steel and are available in a variety of finishes to suit your build. Basic zinc coated steel tanks are a great value, offering strong corrosion resistance at a reasonable price. Ni-Terne steel tanks provide an OE quality appearance for discerning restorers. For show quality builds, stainless steel tanks offer superior corrosion resistance with a spectacular polished finish.

Zinc Coated Fuel Tanks ★★★★★

- Quality Replacement Tank
- Standard Corrosion Resistance
- Manufactured to Factory Specifications








Ni-Terne Steel Fuel Tanks ★★★★★

- OE Quality Reproduction Tank
- Exceptional Corrosion Resistance
- Manufactured to Factory Specifications



Stainless Steel Fuel Tanks ★★★★★

- Show Quality Replacement Tank
- Superior Corrosion Resistance
- Stainless Steel Polished Finish
- Manufactured to Factory Specifications



1963-76 A-Body Fuel Tank

This replacement fuel tank for 1963-76 A-Body models is designed for an original appearance and fit. These tanks are available manufactured from aftermarket zinc coated steel, Ni-Terne steel as original or stainless steel. Lock ring and gasket are included.

Note: Shipped double oversize.

Zinc Coated Steel

| | | | |
|---------|---------|---|-----------|
| FT6000A | 1963 | 18 gallons..... | 109.99 ea |
| FT6001A | 1964-66 | 18 gallons with 2" filler hole | 119.99 ea |
| FT6002A | 1967 | 18 gallons with 2-1/4" filler hole | 109.99 ea |
| FT6003A | 1968-70 | 18 gallons without vent pipe..... | 119.99 ea |
| FT6004A | 1970-71 | 16 gallons with 4 vent pipe (side)..... | 119.99 ea |
| FT6005A | 1971-76 | 16 gallons with 1 vent pipe (front) | 119.99 ea |

Original Ni-Terne Steel

| | | | |
|---------|---------|---|-----------|
| FT6000B | 1963 | 18 gallons..... | 174.99 ea |
| FT6001B | 1964-66 | 18 gallons with 2" filler hole | 249.99 ea |
| FT6002B | 1967 | 18 gallons with 2-1/4" filler hole | 169.99 ea |
| FT6003B | 1968-70 | 18 gallons without vent pipe..... | 179.99 ea |
| FT6004B | 1970-71 | 16 gallons with 4 vent pipes (side)..... | 224.99 ea |
| FT6005B | 1971-76 | 16 gallons with 1 vent pipe (front) | 184.99 ea |

Stainless Steel

| | | | |
|---------|---------|---|-----------|
| FT6001C | 1964-66 | 18 gallons with 2" filler hole | 391.99 ea |
| FT6003C | 1968-70 | 18 gallons without vent pipe..... | 349.99 ea |
| FT6005C | 1971-76 | 16 gallons with 1 vent pipe (front) | 422.99 ea |

1962-73 B-Body Fuel Tank

This replacement fuel tank for 1962-73 B-Body models is designed for an original appearance and fit. These tanks are available manufactured from aftermarket zinc coated steel, Ni-Terne steel as original or stainless steel. Lock ring and gasket are included.

Note: Shipped double oversize.

Zinc Coated Steel

| | | | | |
|---------|---------|-------------|------------------------------------|-----------|
| FT6006A | 1962-63 | all | 15 gallons..... | 219.99 ea |
| FT6007A | 1964-65 | all | 15 gallons..... | 239.99 ea |
| FT6008A | 1966-67 | all | 19 gallons..... | 189.99 ea |
| FT6009A | 1968-70 | Charger | 19 gallons without EEC | 169.99 ea |
| FT6010A | 1970 | Charger | 19 gallons 4 vent pipes (side)... | 149.99 ea |
| FT6011A | 1968-70 | exc Charger | 19 gallons 2 vent pipes (front)... | 159.99 ea |
| FT6012A | 1970 | exc Charger | 19 gallons 4 vent pipes (side)... | 159.99 ea |
| FT6013A | 1971-72 | before 4/72 | 19 gallons 4 vent pipes (side)... | 169.99 ea |
| FT6014A | 1972-73 | after 4/72 | 19 gallons 4 vent pipes (front)... | 169.99 ea |

Original Ni-Terne Steel

| | | | | |
|---------|---------|-------------|------------------------------------|-----------|
| FT6006B | 1962-63 | all | 15 gallons..... | 349.99 ea |
| FT6008B | 1966-67 | all | 19 gallons..... | 234.99 ea |
| FT6009B | 1968-70 | Charger | 19 gallons without EEC | 219.99 ea |
| FT6010B | 1970 | Charger | 19 gallons 4 vent pipes (side)... | 234.99 ea |
| FT6011B | 1968-70 | exc Charger | 19 gallons 2 vent pipes (front)... | 234.99 ea |
| FT6012B | 1970 | exc Charger | 19 gallons 4 vent pipes (side)... | 244.99 ea |
| FT6013B | 1971-72 | before 4/72 | 19 gallons 4 vent pipes (side)... | 198.99 ea |
| FT6014B | 1972-73 | after 4/72 | 19 gallons 4 vent pipes (front)... | 379.99 ea |

Stainless Steel

| | | | | |
|---------|---------|-------------|------------------------------------|-----------|
| FT6007C | 1964-65 | all | 15 gallons..... | 349.99 ea |
| FT6008C | 1966-67 | all | 19 gallons..... | 319.99 ea |
| FT6009C | 1968-70 | Charger | 19 gallons without EEC | 319.99 ea |
| FT6011C | 1968-70 | exc Charger | 19 gallons 2 vent pipes (front)... | 379.99 ea |

Fuel Tanks

1968-74 Stainless Steel Gas Tank

Each tank is hand formed from 304 grade stainless steel and TIG welded. This tank features a unique baffle system running front to rear, side to side, and surrounding the fuel pickups to eliminate fuel starvation during acceleration, hard braking and to control fuel tank slosh. All fittings and mounting flanges for fuel sending units and fuel pumps are CNC-machined from 304 stainless steel stock to a thickness of 3/8" to ensure a proper seal. Tank includes an installed fuel pump and stainless steel mounting straps with hardware. All tanks have a brushed finish for easy up-keep.

Important: Sending unit is not included with tank. A 0-90 Ohm sending unit is required and available separately or any standard universal 5 screw mount 90 Ohm sender (Auto Meter, Stewart Warner etc.) *Image of item is a representation only. Actual part may differ slightly in cosmetics.

| | | | |
|--------|---------|------------------------|------------|
| 15860 | 1968-70 | B-Body, except Charger | 1799.99 ea |
| 15861 | 1968-72 | Charger | 1799.99 ea |
| 15858* | 1970-74 | Challenger | 1779.99 ea |
| 15859 | 1970-74 | Barracuda | 1839.99 ea |



15858



FT6016B



FT6016B - detail



FT6016C



FT6017A - detail

1970-74 E-Body Fuel Tank

These fuel tanks for 1970-74 E-Body models are designed for an original appearance and fit. These tanks are available manufactured from aftermarket zinc coated steel, Ni-Terne steel as original or stainless steel. Lock ring and gasket are included.

Note: Shipped double oversize.

1970-74 Dodge Challenger

| Zinc Coated Steel | | | |
|-------------------|---------|-------------|---|
| FT6015A | 1970 | all | 18 gallons without vent pipe..... 129.99 ea |
| FT6016A | 1971-72 | before 4/72 | 18 gallons 4 vent pipes (side)..... 119.99 ea |
| FT6017A | 1972-74 | after 4/72 | 18 gallons 4 vent pipes (front) ... 119.99 ea |

| Original Ni-Terne Steel | | | |
|-------------------------|---------|-------------|---|
| FT6015B | 1970 | all | 18 gallons without vent pipe..... 171.99 ea |
| FT6016B | 1971-72 | before 4/72 | 18 gallons 4 vent pipes (side)..... 171.99 ea |
| FT6017B | 1972-74 | after 4/72 | 18 gallons 4 vent pipes (front) ... 324.99 ea |

| Stainless Steel | | | |
|-----------------|---------|-------------|---|
| FT6015C | 1970 | all | 18 gallons without vent pipe..... 390.99 ea |
| FT6016C | 1971-72 | before 4/72 | 18 gallons 4 vent pipes (side)..... 349.99 ea |
| FT6017C | 1972-74 | after 4/72 | 18 gallons 4 vent pipes (front) ... 349.99 ea |

1970-74 Plymouth Barracuda

| Zinc Coated Steel | | | |
|-------------------|---------|-------------|---|
| FT6018A | 1970 | all | 18 gallons 1 vent pipe (side)..... 119.99 ea |
| FT6019A | 1971-72 | before 4/72 | 18 gallons 4 vent pipes (side)..... 149.99 ea |
| FT6020A | 1972-74 | after 4/72 | 18 gallons 4 vent pipes (front) ... 149.99 ea |

| Original Ni-Terne Steel | | | |
|-------------------------|---------|-------------|---|
| FT6018B | 1970 | all | 18 gallons 1 vent pipe (side)..... 214.99 ea |
| FT6019B | 1971-72 | before 4/72 | 18 gallons 4 vent pipes (side)..... 229.99 ea |
| FT6020B | 1972-74 | after 4/72 | 18 gallons 4 vent pipes (front) ... 324.99 ea |

| Stainless Steel | | | |
|-----------------|---------|-------------|---|
| FT6018C | 1970 | all | 18 gallons 1 vent pipe (side)..... 349.99 ea |
| FT6019C | 1971-72 | before 4/72 | 18 gallons 4 vent pipes (side)..... 349.99 ea |
| FT6020C | 1972-74 | after 4/72 | 18 gallons 4 vent pipes (front) ... 349.99 ea |

Sniper EFI Fuel Tank System

Holley Sniper EFI conversion fuel tank system for 1967-76 Mopar A, B, & E-Body models. Each tank is galvanized and then powder coated to maximize corrosion resistance. Fuel pump and sender are recessed in the tank to provide an easy installation with no modification to your car. These tanks are a direct, bolt-in install for select most applications, capable of supporting 550 HP. The system includes the fuel tank, tank straps, a 255 lph fuel pump, internal baffling and a fuel level sender. Sender operates at the same 73-10 Ohms as the factory Mopar fuel level gauge.


Note: Shipped oversize.

Emissions Note: Ⓢ Non-CARB compliant (not legal for emission controlled vehicles).

| | | | |
|--------|---------|-------------------------|-----------|
| H19134 | 1967-70 | A-Body | 789.99 ea |
| H19135 | 1970-76 | A-Body | 789.99 ea |
| H19138 | 1968-70 | Dodge Charger | 789.99 ea |
| H19139 | 1968-70 | Plymouth B-Body | 751.99 ea |
| H19137 | 1970-74 | Dodge Challenger | 789.99 ea |
| H19136 | 1970-74 | Plymouth Barracuda/Cuda | 789.99 ea |



H19137



Gold Standard Fuel Tank Sealer Set

Our 3 step fuel tank sealer set contains almost everything you might need to seal a tank of up to 25 gallons. The Gold Standard Tank Sealer is specifically formulated to stop rust and corrosion by forming a tough, fuel impervious coating while simultaneously sealing small pinholes and weld seams. The prep products are formulated to extend storage times by leaving a zinc phosphate film that prevents rust until you have a chance to seal the tank with the sealer. Complete set and individual items available.

KBS 3 Step Fuel Tank Prep & Sealer - Complete Set

Includes: 2 quarts of Klean (a water based, heavy-duty, cleaner/degreaser), 1 quart RustBlast (a powerful rust remover/metal etch), 1 quart Gold Standard Tank Sealer, gloves, instructions, and a stir stick.

| | | | |
|---------|-----------------|----------------------------|-----------|
| KB53000 | prep/sealer kit | for tanks up to 25 gallons | 75.99 set |
|---------|-----------------|----------------------------|-----------|

KBS Klean - Cleaner/Degreaser Only

KBS Klean is a concentrated, water based, biodegradable formula that is an excellent alternative to flammable solvents and hazardous chemicals for preparing your paint job with a clean surface. KBS Klean is step #1 in the KBS 3 Step Tank Sealing System. KBS Klean is a powerful cleaner that deeply penetrates and removes stubborn soil from most surfaces without leaving harmful residues or emitting noxious fumes.

| | | | |
|--------|-------------------|------------------------|----------|
| KB2200 | half pint (8 oz.) | cleaner/degreaser only | 6.99 ea |
| KB2400 | one quart | cleaner/degreaser only | 13.99 ea |
| KB2500 | one gallon | cleaner/degreaser only | 25.99 ea |

KBS RustBlast Rust Remover/Metal Etch Only

KBS RustBlast is a powerful rust remover, zinc phosphate pre-primer, and metal etch. RustBlast effectively dissolves rust, corrosion, metal oxides, and tarnishing from most metal surfaces. RustBlast will gently etch the surface and leave a zinc phosphate coating to ensure a strong bond with any paint. KBS RustBlast is Step #2 in the KBS 3 Step Tank Sealing System.

| | | | |
|--------|-------------------|------------------------------|----------|
| KB3200 | half pint (8 oz.) | rust remover/metal etch only | 9.99 ea |
| KB3400 | one quart | rust remover/metal etch only | 19.99 ea |
| KB3500 | one gallon | rust remover/metal etch only | 37.99 ea |

KBS Gold Standard Fuel Tank Sealer Only

KBS Gold Standard Fuel Tank Sealer is a superior, one part, ready to use fuel tank sealer that is specifically formulated to form a super tough, fuel and alcohol impervious coating, while simultaneously sealing small pinholes and weld seams. KBS Fuel Tank Sealer is Step #3 in the KBS 3 Step Tank Sealing System. May be used on steel, aluminum, and fiberglass tanks.

| | | | |
|--------|-------------------|-------------|-----------|
| KB5200 | half pint (8 oz.) | sealer only | 15.99 ea |
| KB5300 | pint (16 oz.) | sealer only | 24.99 ea |
| KB5400 | one quart | sealer only | 44.99 ea |
| KB5500 | one gallon | sealer only | 127.99 ea |

Fuel Tank Components

AUTHENTIC RESTORATION

OE AUTHORIZED



1962-76 Fuel Tank Straps

Replace the rusty original straps with these new fuel tank straps for 1962-76 A, B, & E-Body models. If you are replacing your fuel tank, new straps are a must! Available in standard steel or stainless steel. Some stainless steel straps are available with or without hardware.

Note: 1962-67 use one strap and 1968-76 use two straps.

1962-76 Standard Steel Fuel Tank Straps


| | | | |
|---------|---------|--------|----------|
| FT6101A | 1963-66 | A-Body | 29.99 ea |
| FT6102A | 1967 | A-Body | 29.99 ea |
| FT6103A | 1968-76 | A-Body | 29.99 pr |
| FT6104A | 1962-65 | B-Body | 32.99 ea |
| FT6105A | 1966-67 | B-Body | 29.99 ea |
| FT6106A | 1968-70 | B-Body | 34.99 pr |
| FT6107A | 1971-73 | B-Body | 39.99 pr |
| FT6108A | 1970-74 | E-Body | 32.99 pr |

1962-76 Stainless Steel Fuel Tank Straps

| | | | |
|---------|---------|--------|----------|
| FT6101B | 1963-66 | A-Body | 49.99 ea |
| FT6102B | 1967 | A-Body | 49.99 ea |
| FT6103B | 1968-76 | A-Body | 49.99 pr |
| FT6104B | 1962-65 | B-Body | 49.99 ea |
| FT6105B | 1966-67 | B-Body | 43.99 ea |
| FT6106B | 1968-70 | B-Body | 49.99 pr |
| FT6107B | 1971-73 | B-Body | 49.99 pr |
| FT6108B | 1970-74 | E-Body | 74.99 pr |

1968-74 Stainless Steel Fuel Tank Straps w/Hardware

| | | | |
|---------|---------|--------|-----------|
| FT6109B | 1968-70 | B-Body | 29.99 set |
| FT6110B | 1970-74 | E-Body | 32.99 set |



1962-76 Fuel Tank Insulator Pad

Replacement fuel tank insulator pad, manufactured using die-cut rubber and installs on top of the tank between the fuel tank and body to guard against vibration and prevent rattling. Available for a variety of 1962-76 A, B, & E-Body vehicles. Made in USA.


| A-Body | | | |
|--------|---------|--|----------|
| MF237 | 1964-66 | | 23.99 ea |
| MF238 | 1967-76 | | 22.99 ea |
| B-Body | | | |
| MF244 | 1962-65 | | 27.99 ea |
| MF245 | 1966-67 | | 22.99 ea |
| MF246 | 1968-70 | | 22.99 ea |
| MF247 | 1971-74 | | 22.99 ea |
| E-Body | | | |
| MF250 | 1970-74 | | 22.99 ea |



1966-67 B-Body Vent Tube Grommet

Replacement fuel tank vent tube rubber grommet for 1966-67 B-Body models. Will only fit factory fuel tanks.

| | | | |
|--------|---------|--------|----------|
| ML4264 | 1966-67 | B-Body | 19.99 ea |
|--------|---------|--------|----------|



Universal Fuel Tank Anti-Squeak Insulator

Universal style anti-squeak cushions are designed to install between the gas tank and the gas tank straps. These fuel tank anti-squeak pads cushion the gas tank from the body and straps to reduce noise caused by metal to metal contact. Replacing or adding the anti-squeak pads can help eliminate noise or friction between the fuel tank straps and the body.

24" Anti-Squeek Set


Set contains: two 24" x 2" x .060" anti-squeak strips, two 24" x 1-1/4" molded fuel strap cushions, and one 5-1/4" x 2" x 1/2" neoprene anti-rattle pad.

| | | |
|------|-----------|-----------|
| K915 | universal | 24.99 set |
|------|-----------|-----------|

39" Anti-Squeek Set

Set contains: two 39" x 2" x .060" anti-squeak strips, two 39" x 1-1/4" molded fuel strap cushions, and one 5-1/2" x 2" x 1/2" neoprene anti-rattle pad.

| | | |
|--------|-----------|-----------|
| C67808 | universal | 29.99 set |
|--------|-----------|-----------|



1966-74 A, B, & E-Body Fuel Tank Mounting Studs and Nuts

Fuel tank mounting strap studs needed when replacing your fuel tank straps for all 1966-74 A, B, & E-Body models. Made from steel. Measures: 3/8"-16 x 4".

| | | | |
|--------|---------|----------------|-----------|
| 881392 | 1966-74 | studs and nuts | 16.99 set |
| MM8271 | 1966-74 | studs only | 12.99 pr |
| MM8274 | 1966-74 | nuts only | 4.99 pr |


New!



1966-67 A & B-Body Fuel Tank Strap J-Bolt and Nut

Reproduction gas tank J-bolt and nut set for Dodge/Plymouth 1967 A-Body and 1966-67 B-Body models

| | | | |
|---------|---------|--------------|----------|
| 2660872 | 1966-67 | bolt and nut | 19.99 ea |
|---------|---------|--------------|----------|



1960-76 Fuel Tank Pickup Tube Filter

Correct replacement of the original fuel tank float strainer. This will keep dirt and other elements from clogging or entering the fuel system. This part attaches directly to the fuel tank pickup tube.

Filter for Pickup Tube - Molded OE Type

| | | | |
|-------|---------|----------------------|----------|
| MF285 | 1960-76 | 3/8" molded - 2-3/4" | 11.99 ea |
| MF286 | 1960-76 | 3/8" molded - 5" | 12.99 ea |

Filter for Pickup Tube - Premium Steel Core Type

| | | | |
|------|---------|------------------|---------|
| K404 | 1960-76 | 5/16" steel core | 9.99 ea |
|------|---------|------------------|---------|

AUTHENTIC RESTORATION

OE AUTHORIZED



1962-76 Fuel Tank Filler Neck

Replace your damaged or missing filler with these new fuel tank filler neck.

Note: *With fold down rear seat. **Without fold down rear seat. †Except California vehicles.

Emissions Note: †† ③ Non-CARB compliant (not legal for emission controlled vehicles).

A-Body

| Dodge A-Body | | | |
|--------------|---------|--------------|----------|
| MF46207 | 1963-66 | | 69.99 ea |
| MF46205 | 1967-69 | | 69.99 ea |
| MF46200 | 1970-71 | with EEC/ECS | 69.99 ea |
| MF46206* | 1973-74 | | 74.99 ea |
| MF46201** | 1975-76 | | 69.99 ea |

| Plymouth A-Body | | | |
|-----------------|---------|--------------|----------|
| MF46207†† | 1963-66 | | 69.99 ea |
| MF46205 | 1967-69 | | 69.99 ea |
| MF46204 | 1967-69 | | 79.99 ea |
| MF46200 | 1970-71 | with EEC/ECS | 69.99 ea |
| MF46206* | 1973-74 | | 74.99 ea |
| MF46201** | 1975-76 | | 69.99 ea |

B-Body

| Dodge B-Body | | | |
|--------------|---------|--------------|----------|
| MF46209 | 1962 | | 79.99 ea |
| MF46209 | 1963-64 | | 79.99 ea |
| MF46209 | 1965 | | 79.99 ea |
| MF46211 | 1968-70 | Charger | 69.99 ea |
| MB2242† | 1968-70 | exc. Charger | 52.99 ea |
| MF46202 | 1971-74 | | 69.99 ea |

| Plymouth B-Body | | | |
|-----------------|---------|--|----------|
| MF46209 | 1962-64 | | 79.99 ea |
| MF46209 | 1965 | | 79.99 ea |
| MB2242† | 1968-70 | | 52.99 ea |
| MF46208 | 1971-72 | | 69.99 ea |
| MF46203 | 1973-74 | | 69.99 ea |

E-Body

| Dodge E-Body | | | |
|--------------|---------|--|----------|
| ME175958 | 1970 | | 62.99 ea |
| ME175959 | 1971-74 | | 54.99 ea |

| Plymouth E-Body | | | |
|-----------------|---------|--|----------|
| ME8150 | 1970-74 | | 62.99 ea |

Fuel Tank Components



1966-67 B-Body Lower Fuel Filler Pipe

Reproduction of the lower fuel filler pipe with vent tube. For 1966-67 Dodge and Plymouth B-Body models including Charger, Coronet, Belvedere, and Satellite models.

MF46210 1966-67 B-Body..... 79.99 ea



1966-67 B-Body Fuel Filler Elbow Set

Replacement rubber fuel filler elbow set for 1966-67 B-Body Dodge and Plymouth models. This elbow clamps in place between the outer filler tube and the gas tank filler tube. Includes: 2" i.d. hose, 4 mounting clamps, and mounting instructions.

Fuel Filler Elbow Set

MB3574 1966-67 B-Body..... 63.99 set

Replacement Fuel Filler Elbow Clamps

Note: Due to slightly different size hoses on the market, we recommend measuring the inner diameter of hose before ordering. 4 required (2 clamps on each end of hose).

Fits 2-1/8" i.d. Hose

MF196 1966-67 B-Body..... 1.49 ea

Fits 2" i.d. Hose

MF197 1966-67 B-Body..... 1.49 ea



1966-67 B-Body Fuel Vent Elbow Set

Replacement rubber fuel vent elbow for 1966-67 B-Body Dodge and Plymouth models. This elbow is used to properly route fuel vapors. 2 vent elbows are required per vehicle, 1 between the tank vent tube and one between the filler tube. Includes: 3/4" i.d. hose and four mounting clamps.

Fuel Vent Elbow Set

MB3575 1966-67 B-Body..... 45.99 set

Replacement Fuel Vent Elbow Clamps

Note: Due to slightly different size hoses on the market, we recommend measuring the inner diameter of hose before ordering. 4 required per hose (2 clamps on each end of hose).

Fits 3/4" i.d. Hose

MF198 1966-67 B-Body..... 1.49 ea

Fits 13/16" i.d. Hose

MF199 1966-67 B-Body..... 1.49 ea



1963-75 Filler Neck Grommet

Eliminate vapor or fuel leaks with this Officially Licensed Mopar Authentic Restoration Product grommet. These grommets seal the area where the steel filler neck attaches to the fuel tank. Officially Licensed Mopar Authentic Restoration Products.

1963-75 A-Body

| | | | |
|-------|---------|-------------|----------|
| MF295 | 1963-66 | 1-3/4" i.d. | 15.99 ea |
| MF369 | 1963-66 | 1-1/2" i.d. | 14.99 ea |
| MF296 | 1967-74 | | 14.99 ea |
| MF297 | 1975 | | 16.99 ea |

1964-74 B-Body

B-Body Except Wagon

| | | | |
|-------|---------|--|----------|
| MF296 | 1964-69 | | 14.99 ea |
| MF297 | 1970-71 | | 16.99 ea |
| MF296 | 1972-74 | | 14.99 ea |

B-Body Wagon

| | | | |
|-------|---------|--|----------|
| MF295 | 1964-65 | | 15.99 ea |
| MF296 | 1966-68 | | 14.99 ea |
| MF296 | 1970 | | 14.99 ea |

1970-74 E-Body

| | | | |
|-------|---------|--|----------|
| MF297 | 1970-74 | | 16.99 ea |
|-------|---------|--|----------|



1965-74 Fuel Filler Neck Seal

Reproduction fuel filler neck to trunk floor seal for various A, B, & E-Body models. Designed to keep out fumes and road debris, each seal attaches to the inside of the trunk floor and the fuel filler neck passes thru it. Manufactured in rubber around a pliable metal frame as original.

A-Body

Barracuda, Dart, and Valiant

| | | |
|--------|---------|----------|
| MA2476 | 1967-69 | 21.99 ea |
|--------|---------|----------|

Swinger

| | | |
|--------|------|----------|
| MA2476 | 1969 | 21.99 ea |
|--------|------|----------|

Dart, Demon, Duster, and Valiant

| | | |
|--------|---------|----------|
| MA2469 | 1970-74 | 37.99 ea |
|--------|---------|----------|

B-Body

Coronet, Belvedere, and Satellite

| | | |
|---------|---------|----------|
| MB16954 | 1965-67 | 23.99 ea |
|---------|---------|----------|

Charger

| | | |
|---------|---------|----------|
| MB16954 | 1966-67 | 23.99 ea |
|---------|---------|----------|

| | | |
|--------|---------|----------|
| MB1684 | 1968-70 | 16.99 ea |
|--------|---------|----------|

E-Body

Barracuda, 'Cuda, and Challenger

| | | |
|--------|---------|----------|
| ME8134 | 1970-74 | 24.99 ea |
|--------|---------|----------|



Universal 2" I.D. Fuel Tank Filler Hose

Reproduction fuel filler hose to connect fuel neck to fuel tank on a variety of models requiring a 2" i.d. fuel hose. These hoses can be used as is, or if you require a shorter piece, you can cut to your desired length. Nitrile 70 shore rubber hose is specifically engineered to stand up to gasoline, fuel oil, and other petroleum-based products.

| | | | |
|-------|-----------|--------------------|----------|
| 9047E | universal | 2" i.d. x 15"..... | 19.99 ea |
| 9047G | universal | 2" i.d. x 20"..... | 19.99 ea |

Driven Carb Defender

Driven Carb Defender Fuel Additive has been formulated to protect against harmful ethanol deposits and corrosion in fuel and the induction system. Special inhibitors resist expensive damage and reduced performance from moisture accumulation from modern ethanol blended gasoline. This additive controls combustion chamber residue, cleaning and protecting fuel system and intake tract surfaces to keep carburetors functioning properly. Carb Defender is ideal for everyday drivers or classics that spend time in storage between cruises and special events. One bottle treats up to 25 gallons of ethanol blended fuel.

| | | |
|--------|--------------------------------|-----------|
| JG1340 | 10 oz. bottle..... | 12.99 ea |
| JG1341 | case of 6 - 10 oz. bottles ... | 147.99 cs |

Fuel System Cleaner

Max-Clean targets and cleans deposit buildup in the intake system and combustion chamber and is effective on the entire spectrum of engines on the road. Deposit buildup is a natural consequence of fuel combustion, but can have significant effects on the performance and reliability of your engine. Royal Purple's Max-Clean can restore internal engine surfaces, recovering lost fuel economy and performance.

| | | |
|---------|------------------------------|----------|
| RP11722 | 20 oz. can..... | 15.99 ea |
| RP11723 | case of 6 - 20 oz. cans..... | 95.99 cs |

J-B Weld Gas Tank and Radiator Repair

AutoWeld is a hand mixable, steel reinforced, non-rusting epoxy putty that quickly repairs or rebuilds anything made of metal. After mixing, it forms an industrial strength polymer compound that can be molded into shapes or used to buildup, patch and repair steel components. AutoWeld sets in 5 minutes and after 60 minutes, can be drilled, tapped, machined, ground, filed, and painted. Cures dark gray. Made in USA.

| | | |
|--------|------------|---------|
| JB8217 | 1 oz. | 4.99 ea |
|--------|------------|---------|


Fuel Caps

**AUTHENTIC
RESTORATION
PRODUCT**


OER AUTHORIZED



MA8174



MP71005



MF368



ME1757

1960-76 Fuel Tank Cap



Reproduction fuel tank cap for 1960-76 models. Manufactured as original, these caps includes a primer finish or chrome-plated.

Chrome

| | | | |
|---------|---------|-------------------|----------|
| MP71004 | 1960-66 | A-Body non-vented | 94.99 ea |
| MA8174 | 1967-71 | A-Body non-vented | 48.99 ea |

Primer

| | | | |
|---------|---------|---------------------|----------|
| MP71005 | 1960-66 | A-Body non-vented | 68.99 ea |
| MA8173 | 1967-71 | A-Body non-vented | 39.99 ea |
| MF368 | 1967-76 | A-Body vented | 47.99 ea |
| ME1756 | 1970-71 | Challenger | 42.99 ea |
| ME1757 | 1972-74 | Challenger | 42.99 ea |

**AUTHENTIC
RESTORATION
PRODUCT**

OER AUTHORIZED



MF362



MF363



MF365



MF364

1967-74 Quick-Fill Fuel Cap



This "Quick-Fill" fuel cap and trim ring are available for a variety of 1967-74 models.

Quick-Fill Fuel Caps

| | | | |
|-------------------|---------|---------------------|-----------|
| Barracuda | | | |
| MF363 | 1967-68 | | 100.99 ea |
| MF362 | 1969 | | 86.99 ea |
| Charger | | | |
| MF363 | 1968 | | 100.99 ea |
| MF362 | 1969-70 | | 86.99 ea |
| GTX | | | |
| MF363 | 1967 | | 100.99 ea |
| Challenger | | | |
| MF365 | 1970-74 | with trim ring..... | 129.99 ea |
| MF367 | 1970-74 | without trim ring.. | 89.99 ea |

Quick-Fill Fuel Cap Trim Rings

| | | | |
|-------------------|---------|--|----------|
| Charger | | | |
| MF364 | 1968-70 | | 55.99 ea |
| Challenger | | | |
| MF366 | 1970-74 | | 21.99 ea |



1967-70 Locking Fuel Cap



Reproduction locking fuel cap for 1967-69 Barracuda, 1968-70 Charger and 1967 GTX models. This locking cap fits inside the filler tube and locks in place with the 2 keys provided. Non-vented.

| | | |
|----------|--------------|----------|
| MP700140 | 1967-70..... | 88.99 ea |
|----------|--------------|----------|

**AUTHENTIC
RESTORATION
PRODUCT**

OER AUTHORIZED



15137



MF235




1968-70 B-Body Non-Locking Gas Cap

Correct reproduction gas cap for various 1968-70 Dodge and Plymouth models. These are non-locking gas caps that are for both 6 cylinder and V8 models.

| | | | |
|-------|---------|------------------|----------|
| 15137 | 1968-70 | non-vented | 44.99 ea |
| MF235 | 1970 | vented | 79.99 ea |

ridetech
Air Ride Technologies



81000034



clear



black

Universal Billet Fuel Filler Assembly



These billet fuel filler assemblies are made from machined aluminum they offer OEM quality sealing. An optional vent kit is also available for applications where venting is required.

| | | |
|----------|----------------------|------------|
| 81000034 | clear anodized | 239.99 set |
| 81000036 | black anodized | 249.99 set |
| 81000038 | vent kit..... | 9.99 set |

New!



Fuel Filler Neck with Pop-Up Door



OER® Authorized billet aluminum flush mount fuel filler neck with pop-up gas cap is the perfect addition to your classic car or truck when adding a non-stock fuel filler location or relocating your fuel tank. Measures approximately 2-1/2" diameter to allow it to fit into tighter spaces while the filler hose connection measures approximately 1-1/2" in diameter. The fuel cap can be popped up or pressed down for a smooth appearance. When clicked into the flush position, the non-vented cap will not leak or allow fuel to escape.

| | | |
|--------|---------------------|----------|
| T76063 | universal fit | 89.99 ea |
|--------|---------------------|----------|



ST10646 - bottom



ST10646 - top



ST10806 - bottom



ST10806 - top



ST10800 - bottom



ST10800 - top



ST10632 - bottom



ST10632 - top



ST10807 - bottom



ST10807 - top



1960-76 Replacement Non-Locking Fuel Cap

Non-locking, vented replacement fuel caps, available for most A, B, & E-Body vehicles.

Note: No fuel caps available for 1970 California vehicles except as noted. *Except wagon.

Stant Replacement Fuel Caps

| | | | |
|------------------------|---------|----------------------|---------|
| Dodge A-Body | | | |
| ST10646* | 1960-62 | | 4.99 ea |
| ST10806 | 1967-70 | Dart/Demon..... | 5.99 ea |
| ST10800 | 1971-76 | all from May 1971 .. | 8.99 ea |
| Plymouth A-Body | | | |
| ST10646* | 1960-65 | | 4.99 ea |
| ST10806 | 1967-70 | Valiant | 5.99 ea |
| ST10800 | 1971-76 | all from May 1971 .. | 8.99 ea |

| | | | |
|---------------------|---------|----------------------|---------|
| Dodge B-Body | | | |
| ST10646* | 1960-65 | | 4.99 ea |
| ST10646* | 1965-67 | Coronet..... | 4.99 ea |
| ST10646* | 1966-67 | Charger..... | 4.99 ea |
| ST10632* | 1968-70 | Coronet..... | 3.99 ea |
| ST10807 | 1971-74 | all from May 1971 .. | 6.99 ea |

| | | | |
|------------------------|---------|---------------------------|----------|
| Plymouth B-Body | | | |
| ST10646* | 1960-65 | | 4.99 ea |
| ST10828 | 1966-67 | Belvedere, all | 12.99 ea |
| ST10828 | 1967 | Satellite, all..... | 12.99 ea |
| ST10646* | 1967-70 | California cars | 4.99 ea |
| ST10828 | 1968-70 | Belv, Satellite, wgn | 12.99 ea |
| ST10632* | 1968-70 | Belv, GTX, Satellite | 3.99 ea |
| ST10806 | 1970 | all California cars | 5.99 ea |
| ST10806 | 1971 | all pre-April 1971 | 5.99 ea |
| ST10807 | 1971-74 | all from May 1971 .. | 6.99 ea |

| | | | |
|---------------------|---------|---------------------|---------|
| Dodge E-Body | | | |
| ST10807 | 1971-74 | post-May 1971 | 6.99 ea |

| | | | |
|------------------------|---------|-----------------------|---------|
| Plymouth E-Body | | | |
| ST10623 | 1970 | *Cuda service replace | 5.99 ea |
| ST10806 | 1971 | *Cuda pre-April 1971 | 5.99 ea |
| ST10807 | 1971-74 | *Cuda post-May 1971 | 6.99 ea |

Fuel Components




1960-76 Replacement Locking Fuel Cap

Keep thieves and vandals out of your fuel tank. Replace your old, damaged, or missing fuel cap with a new replacement locking fuel cap. Each cap includes 2 keys. Available for most A, B, & E-Body vehicles.

Note: No fuel caps available for 1970 California vehicles except as noted. *Except wagon.

Locking Fuel Caps

| | | | |
|------------------------|-----------------------------|-------|----------|
| Dodge A-Body | | | |
| ST10492* | 1960-62 | | 13.99 ea |
| ST10572 | 1967-70 all exc. 1970 CA | | 13.99 ea |
| ST10572 | 1971-76 all from May 1971 | .. | 13.99 ea |
| Plymouth A-Body | | | |
| ST10572 | 1967-70 all exc. 1970 CA | | 13.99 ea |
| ST10572 | 1971-76 all from May 1971 | .. | 13.99 ea |
| Dodge B-Body | | | |
| ST10492* | 1960-65 | | 13.99 ea |
| ST10492* | 1965-67 Coronet | | 13.99 ea |
| ST10492 | 1966-67 Charger | | 13.99 ea |
| ST10571* | 1968-70 Coronet | | 14.99 ea |
| ST10583 | 1970 all CA models | | 13.99 ea |
| ST10583 | 1971 all pre-April 1971 | | 13.99 ea |
| ST10571 | 1971-74 all from May 1971 | .. | 14.99 ea |
| Plymouth B-Body | | | |
| ST10492* | 1960-65 | | 13.99 ea |
| ST10571* | 1968-70 | | 14.99 ea |
| ST10583 | 1970 all CA models | | 13.99 ea |
| ST10583 | 1971 all pre-April 1971 | | 13.99 ea |
| ST10571 | 1971-74 all from May 1971 | .. | 14.99 ea |
| ST10571* | 1972-74 | | 14.99 ea |
| Dodge E-Body | | | |
| ST10571 | 1974 Challenger | | 14.99 ea |
| Plymouth E-Body | | | |
| ST10491 | 1970 *Cuda exc CA | | 14.99 ea |
| ST10583 | 1971 *Cuda pre-April 1971 | | 13.99 ea |
| ST10571 | 1971-74 *Cuda post May 1971 | | 14.99 ea |



Flip Fuel Cap Security Screw Set

Protect your vehicles flip fuel cap from theft by adding a set of tamper proof security screws. Fits 1967-69 Barracuda, 1968-70 Charger, and 1970-71 Challenger with flip top fuel cap. Includes tool to install screws.

Note: Tool can also be purchase separately.

| | | | | |
|--------|---------|-------------------|-------|-----------|
| MP6514 | 1967-71 | 4 screws w/tool | | 30.99 set |
| MP6515 | 1967-71 | install tool only | | 29.99 ea |

DEP AUTHORIZED

1960-74 Stainless Steel Fuel Tank Sending Unit

This premium grade sending unit is stainless steel throughout. Each unit is also equipped with a brass float, seal, and a premium grade filter. Applications are available for 1960-74 A-Body, 1962-74 B-Body and 1970-74 E-Body models.



| | | | |
|---------------|---------|-------------------------------------|----------------|
| A-Body | | | |
| MF428 | 1960-62 | 5/16" outlet | 30.99 ea |
| MF429 | 1960-62 | 3/8" outlet | 30.99 ea |
| MF255 | 1963-74 | 5/16" outlet | 44.99 ea |
| MF259 | 1967-74 | 1/2" outlet, 1/4" return | 54.99 ea |
| B-Body | | | |
| MF432 | 1962-65 | 5/16" outlet | 69.99 ea |
| MF433 | 1962-65 | 3/8" outlet | 54.99 ea |
| MF651 | 1966-67 | 1/2" outlet | 49.99 ea |
| MF272 | 1968-70 | single 5/16" outlet | 54.99 ea |
| MF273 | 1968-70 | 3/8" outlet, 1/4" return | 54.99 ea |
| MF445 | 1968-70 | 1/2" outlet, 1/4" return | 49.99 ea |
| MF275 | 1971-72 | single 5/16" outlet (to April 1972) | 54.99 ea |
| MF276 | 1971-74 | 3/8" outlet, 1/4" return | 54.99 ea |
| E-Body | | | |
| MF279 | 1970-74 | single 5/16" outlet | 54.99 ea |
| MF280 | 1970-74 | 3/8" outlet, 1/4" return | 54.99 ea |
| MF443 | 1970-74 | 1/2" outlet, 1/4" return | 32.99 ea |

DEP AUTHORIZED

MAZDA AUTHENTIC RESTORATION

1962-76 Fuel Tank Sending Unit

Fuel tank sending unit for a variety 1963-76 A, B, & E-Body models. Each sending unit is manufactured to fit and function exactly as original. Each unit includes sender, float, filter, and seal. Applications are available for 1963-76 A-Body models, 1962-73 B-Body models and 1970-74 E-Body models.



| | | | |
|---------------|---------|-----------------------------------|----------------|
| A-Body | | | |
| MF430 | 1963-76 | 5/16" outlet | 59.99 ea |
| MF431 | 1963-76 | 3/8" outlet, 1/4" return | 59.99 ea |
| B-Body | | | |
| MF458 | 1962-65 | 5/16" outlet | 35.99 ea |
| MF459 | 1962-65 | 3/8" outlet | 33.99 ea |
| MF434 | 1966-67 | 5/16" outlet | 54.99 ea |
| MF435 | 1966-67 | 3/8" outlet | 59.99 ea |
| MF436 | 1968-70 | 5/16" outlet | 59.99 ea |
| MF437 | 1968-70 | 3/8" outlet, 1/4" return | 59.99 ea |
| MF438 | 1971-73 | 3/8" outlet, 1/4" return | 59.99 ea |
| MF439 | 1971-72 | 5/16" outlet (through April 1972) | 59.99 ea |
| E-Body | | | |
| MF441 | 1970-74 | 5/16" outlet | 59.99 ea |
| MF442 | 1970-74 | 3/8" outlet, 1/4" return | 59.99 ea |



1962-65 B-Body Wagon Fuel Sending Unit

Reproduction 5/16" fuel sending unit for 1962-65 B-Body station wagon models. Includes locking ring and seal.

| | | | | |
|--------|---------|--------|-------|----------|
| MP6513 | 1962-65 | B-Body | | 89.99 ea |
|--------|---------|--------|-------|----------|

MAZDA AUTHENTIC RESTORATION



1960-76 Fuel Tank Sending Unit Parts

Recondition the sending unit on your Mopar vehicle with our selection of replacement parts. These replacement parts will fit a wide range of vehicles across all platforms including A, B, & E-Body vehicles.

| | | | |
|---------------------------------------|---------|------------------------|----------------|
| Float for Sending Unit | | | |
| 479312 | 1960-76 | brass | 9.99 ea |
| Ground Strap for Sending Unit | | | |
| MF289 | 1962-76 | 3-3/4" stainless steel | 14.99 ea |
| MF290 | 1962-76 | 3-3/4" steel | 9.99 ea |
| Locking Ring for Sending Unit | | | |
| MF291 | 1962-76 | stainless w/o gasket | 14.99 ea |
| MF292 | 1962-76 | zinc with gasket | 7.99 ea |
| Locking Ring Installation Tool | | | |
| MF293 | 1962-76 | steel | 17.99 ea |
| Seal for Sending Unit | | | |
| MF294 | 1962-76 | rubber | 4.99 ea |

Holley



In-Tank Fuel Pump Retrofit Set

Holley universal in-tank return less retrofit fuel module. Use this module to convert to an in-tank EFI fuel system with no welding or fabrication. Installs in any fuel tank from 7" to 12" deep. Includes a low profile die-cast pump hanger bracket to control pump vibration low profile and an integrated fuel pump. This is the easiest way to convert your vehicle to an in-tank EFI fuel system, ideal for Terminator EFI, Sniper EFI, MSD Atomic EFI or any TBI of EFI conversion.

| | | | |
|----------------------------------|---------|-------|------------|
| Module Set with Return | | | |
| H12136 | 255 lph | | 569.99 set |
| H12136L | 450 lph | | 748.99 set |
| Module Set without Return | | | |
| H12158 | 255 lph | | 676.99 set |
| H12158L | 450 lph | | 787.99 set |

Fuel Pumps and Filters

1960-76 Replacement Fuel Pump

Choose from a wide range of fuel pumps specifically designed for each year and engine size. Service replacement fuel pumps may vary slightly in appearance from the original however they will fit and function properly. Available for most 1960-76 A, B, & E-Body vehicles.



M60577



6 Cylinder

| | | | |
|--------|---------|-----|----------|
| M60577 | 1960-69 | 170 | 20.99 ea |
| M60577 | 1970-71 | 198 | 20.99 ea |
| M60576 | 1972-76 | 198 | 26.99 ea |
| M60577 | 1972-74 | 198 | 20.99 ea |
| M60577 | 1960-70 | 225 | 20.99 ea |
| M60577 | 1970-74 | 225 | 20.99 ea |
| M60576 | 1972-76 | 225 | 26.99 ea |

8 Cylinder

| | | | |
|--------|---------|-----|----------|
| M6866 | 1964-69 | 273 | 20.99 ea |
| M6866 | 1960-72 | 318 | 20.99 ea |
| M60514 | 1973-76 | 318 | 20.99 ea |
| M6866 | 1968-72 | 340 | 20.99 ea |
| M60514 | 1973 | 340 | 20.99 ea |
| M60514 | 1974-76 | 360 | 20.99 ea |

Small Block V8

| | | | |
|-------|---------|-----|----------|
| M3672 | 1964-65 | 361 | 19.99 ea |
| M3672 | 1964-68 | 383 | 19.99 ea |
| M4589 | 1969-71 | 383 | 22.99 ea |
| M6191 | 1972 | 400 | 25.99 ea |
| M6935 | 1973-74 | 400 | 24.99 ea |
| M3672 | 1967-68 | 440 | 19.99 ea |
| M4434 | 1969 | 440 | 19.99 ea |
| M4589 | 1969-70 | 440 | 22.99 ea |
| M4845 | 1970-71 | 440 | 22.99 ea |

V8 Chrome Mechanical Fuel Pump

This mechanical fuel pump provides 80 gph free flow and has a 360 degree rotating lower housing for adjusting alignment. Inlet and outlet fittings are both 1/4" NPT. Gasket is included.



MN2526



| | | |
|--------|-------------|----------|
| MN2525 | small block | 58.99 ea |
| MN2526 | big block | 64.99 ea |



1964-74 Fuel Pump Mounting Bolts

Fuel pump mounting bolts for 1964-74 Mopar models with mechanical fuel pumps. Made from steel and coated in black phosphate.

| | | |
|--------|---------|---------|
| MM8275 | 1964-74 | 5.99 pr |
|--------|---------|---------|

1970-74 E-Body Fuel Vapor Line Bulkhead

Give the trunk compartment of your 1970-74 Barracuda, 'Cuda or Challenger the finishing touch with a new fuel vapor line bulkhead. Located in the trunk floor of your E-Body, the originals often rust away unnoticed and decay beyond repair. This new vapor line bulkhead comes complete with OEM grommets, correct SEMS screws and die-cut closed cell foam gasket.



| | | |
|--------|---------|----------|
| ME1323 | 1970-74 | 30.99 ea |
|--------|---------|----------|

AUTHENTIC RESTORATION PRODUCT



MF315



MF320

1966-72 Date Coded Fuel Filter Set



This concurs quality 5/16" fuel filter is printed with the correct shade of blue and features manufacture code, day and year codes just like the originals. They are available as a "Factory Original" filter, which is what would have been installed on your vehicle at the factory or as a "Mopar Replacement" which is what would have been sold over the parts counter at the time. Officially Licensed by Chrysler as a Mopar Authentic Restoration Product and identical to the originals in every detail. Each filter set includes a 5/16" date coded steel filter, two 2" pieces of "KV" hose, and four period correct clamps.

Factory Original Style

| | | | |
|-------|----------|------|-----------|
| MF373 | May | 1966 | 27.99 set |
| MF374 | August | 1966 | 27.99 set |
| MF375 | December | 1966 | 27.99 set |
| MF314 | April | 1967 | 27.99 set |
| MF315 | July | 1967 | 27.99 set |
| MF316 | December | 1967 | 27.99 set |
| MF317 | April | 1968 | 27.99 set |
| MF318 | July | 1968 | 27.99 set |
| MF319 | December | 1968 | 27.99 set |
| MF320 | April | 1969 | 27.99 set |
| MF321 | August | 1969 | 27.99 set |
| MF322 | November | 1969 | 27.99 set |
| MF323 | April | 1970 | 27.99 set |
| MF324 | June | 1970 | 27.99 set |
| MF325 | December | 1970 | 27.99 set |
| MF326 | July | 1971 | 27.99 set |
| MF327 | October | 1971 | 27.99 set |
| MF328 | April | 1972 | 27.99 set |
| MF329 | October | 1972 | 27.99 set |

Mopar Replacement Style

| | | | |
|-------|----------|------|-----------|
| MF330 | May | 1966 | 27.99 set |
| MF331 | August | 1966 | 27.99 set |
| MF332 | December | 1966 | 27.99 set |
| MF333 | April | 1967 | 27.99 set |
| MF334 | July | 1967 | 27.99 set |
| MF335 | December | 1967 | 27.99 set |
| MF336 | April | 1968 | 27.99 set |
| MF337 | July | 1968 | 27.99 set |
| MF338 | December | 1968 | 27.99 set |
| MF339 | April | 1969 | 27.99 set |
| MF340 | August | 1969 | 27.99 set |
| MF341 | November | 1969 | 27.99 set |
| MF342 | April | 1970 | 27.99 set |
| MF343 | June | 1970 | 27.99 set |
| MF344 | December | 1970 | 27.99 set |
| MF345 | July | 1971 | 27.99 set |
| MF346 | October | 1971 | 27.99 set |
| MF347 | April | 1972 | 27.99 set |
| MF348 | October | 1972 | 27.99 set |

AUTHENTIC RESTORATION PRODUCT



MF354

1973-74 Date Coded Fuel Filter Set



This concurs quality 5/16" fuel filter is printed in black and features manufacture code, day and year codes just like the original. Officially Licensed by Chrysler as a Mopar Authentic Restoration Product and identical to the factory installed filters in every detail. Each filter kit includes 5/16" date coded steel filter, two 2" pieces of "KV" hose and four period correct clamps.

Factory Original Style

| | | | |
|-------|----------|------|-----------|
| MF351 | April | 1973 | 29.99 set |
| MF352 | July | 1973 | 29.99 set |
| MF353 | November | 1973 | 29.99 set |
| MF354 | April | 1974 | 29.99 set |
| MF355 | July | 1974 | 29.99 set |
| MF356 | November | 1974 | 29.99 set |

AUTHENTIC RESTORATION PRODUCT



MF357



MF359

Non-Date Coded Steel Fuel Filter Set



These 5/16" and 3/8" fuel filters are printed with the correct shade of blue and feature the same markings as our date coded filters but without the date code. They are available as a "Factory Original" filter which is what would have been installed on your car at the factory or as a "Mopar Replacement" which is what would have been sold over the parts counter at the time. Officially Licensed by Chrysler as a Mopar Authentic Restoration Product. Each filter set includes your choice of 5/16" or 3/8" steel filter, two 2" pieces of "KV" hose and four period correct clamps.

Factory Original Style

| | | | |
|-------|-------|------------------------|-----------|
| MF357 | 5/16" | factory original style | 25.99 set |
| MF358 | 3/8" | factory original style | 35.99 set |

Mopar Replacement Style

| | | | |
|-------|-------|-------------------|-----------|
| MF359 | 5/16" | replacement style | 25.99 set |
| MF360 | 3/8" | replacement style | 35.99 set |


Fuel System Components



1960-68 OE Style Plastic Fuel Filter Set

This concours quality 5/16" fuel filter is printed with the correct colors and markings. Officially Licensed by Chrysler as a Mopar Authentic Restoration Product and is identical to the original in every detail. Each filter set includes: correctly marked 5/16" plastic fuel filter, two 2" pieces of "KV" hose, and 4 period correct clamps.


| | | |
|----------------------------|---------|--------------------------------|
| Red Imprinted Logo | | |
| MF349 | 1960-63 | 44.99 set |
| Blue Imprinted Logo | | |
| MF350 | 1963-67 | 44.99 set |
| MF350 | 1968 | Super Stock only ... 44.99 set |



1968-74 Fuel Filter/Vapor Separator

Help prevent vapor lock by using the correct fuel filter/vapor separator on your 426 Hemi or 440 equipped vehicle the way the factory intended. This part mounts near the fuel pump and is designed to filter the fuel while simultaneously routing fuel vapor back to the fuel tank. Correct size, shape, mounting bracket, color and lettering make this a must for any serious Mopar project. Applications are available for a variety of 426 Hemi or 440 equipped 1968-74 B-Body and E-Body vehicles.

| | | | |
|-------|---------|---------------|----------|
| MF282 | 1968-71 | 426, 440..... | 24.99 ea |
| MF283 | 1972 | 440..... | 71.99 ea |



1960-76 Replacement Fuel Filter

Replace the dirty or clogged fuel filter on your classic vehicle with one of our aftermarket filters. Disposable in-line filter with chrome housing and paper element. Dress your engine compartment and protect it from harmful contaminants.

Note: Not for use with fuel injection systems.

| | | | |
|-------|--------|-------------------------|----------|
| T9177 | chrome | 3/8" inlet & outlet.... | 7.99 ea |
| T9212 | chrome | 5/16" inlet & outlet.. | 7.99 ea |
| T9245 | glass | 3/8" inlet & outlet.... | 11.99 ea |
| T9247 | glass | 5/16" inlet & outlet.. | 11.99 ea |



Vintage Style Fuel Filter

Vintage style fuel filters for your car or truck. Includes a washable stainless mesh filter. Compact in size, the bowl is 2-2/5" in diameter, height and width are 4-1/4", and projection from surface is 3". Available in right to left (as facing), or left to right fuel flow. Inlet and outlet ports utilize ORB/AN-6 fittings to reduce the bulk of hose connections. Available in polished and satin finishes. Hardware not included. Made in USA.

| | | |
|--------------------------------|--------------------|-----------|
| Right to Left Fuel Flow | | |
| A5700220 | finned polish..... | 238.99 ea |
| A5700222 | finned satin..... | 218.99 ea |
| Left to Right Fuel Flow | | |
| A5700221 | finned polish..... | 238.99 ea |
| A5700223 | finned satin..... | 218.99 ea |



Plastic Fuel Filter and Hose Set

Replacement fuel filter set for various models. These sets include: Filter, 2 pieces of rubber fuel hose, and 4 clamps. Used to mount an inline filter in factory hard fuel lines.

| | | |
|-------|-----------------------|----------|
| 9155B | 5/16" in/outlets..... | 6.99 set |
| 9155F | 3/8" in/outlets..... | 6.99 set |



Fuel Filter and Mount

Billet Specialties aluminum in-line fuel filters for carbureted applications. This compact 4-1/2" x 1-3/8" design is available with smooth and ribbed housing and with a 3/8" barb or -6AN fittings.

| | | |
|--------|----------------------------|----------|
| B42320 | 3/8" inlet and outlet..... | 41.99 ea |
| B42520 | mounting bracket..... | 21.99 ea |

Oetiker Hose Clamp

Correct Oetiker hose clamp that connects the rubber fuel lines to steel lines at the fuel tank and at the engine near the fuel pump. Sold individually, these clamps are for 1/4", 5/16", and 3/8" hoses.

| | | |
|-------|--------------------------------|---------|
| MF195 | 1/4" hose clamp..... | 1.99 ea |
| MF233 | 5/16" and 3/8" hose clamp..... | 1.25 ea |



Fuel & Vacuum Pinch Hose Clamp

Correct style pinch clamp used on various Mopar vehicles. Most commonly used on 1961-82 vehicles on fuel and vacuum hoses.

| | | | |
|----------|-------|------------------|---------|
| K0052 | 1/4" | red..... | 1.19 ea |
| TF700041 | 5/16" | yellow..... | 1.69 ea |
| K0050 | 3/8" | olive green..... | 1.19 ea |
| K0051 | 3/8" | black..... | 1.19 ea |



1963-74 Concours Fuel Hose Set

When authenticity is a top priority, you will want to be sure to install correctly marked fuel hose and clamps on your A, B, & E-Body model. These concours quality fuel hose sets feature "KV" and/or "KV -" marked hoses with crimp clamps and spring clamps. Front sets, rear sets or vehicle sets are available and come with a diagram outlining the proper placement of hoses. Rear and complete sets also include the correct 3-3/4" long ground strap for the fuel tank sending unit in stainless steel.

Note: Sets are only available with a 3-3/4" ground strap. Verify ground strap length before ordering.

| | | | |
|-------------------|---------|----------------|-----------|
| Front Sets | | | |
| MF300 | 1963-73 | 340, 383..... | 19.99 set |
| MF301 | 1966-67 | Hemi..... | 23.99 set |
| MF302 | 1967-69 | 440..... | 43.99 set |
| MF302 | 1968-69 | Hemi..... | 43.99 set |
| MF303 | 1970-74 | 440, Hemi..... | 35.99 set |

| | | | |
|------------------|---------|----------------|-----------|
| Rear Sets | | | |
| MF304 | 1963-73 | 340, 383..... | 25.99 set |
| MF305 | 1966-69 | 440, Hemi..... | 25.99 set |
| MF306 | 1970-74 | 440, Hemi..... | 25.99 set |

| | | | |
|---------------------|---------|----------------|-----------|
| Vehicle Sets | | | |
| MF307 | 1963-73 | 340, 383..... | 52.99 set |
| MF308 | 1966-67 | Hemi..... | 44.99 set |
| MF309 | 1966-69 | 440..... | 64.99 set |
| MF309 | 1968-69 | Hemi..... | 64.99 set |
| MF310 | 1970-74 | 440, Hemi..... | 54.99 set |



Concours Fuel Hose

When authenticity is a top priority, you'll want to be sure to install a correctly marked fuel hose on your Mopar project. This concours quality fuel hose consists of "KV" or "KV -" marked hoses in 3 foot lengths. Available in 3/8" or 5/16" diameter for a variety of applications.

| | | | |
|------------------|-------|-------------|----------|
| Fuel Hose | | | |
| MF311 | 5/16" | "KV"..... | 28.99 ea |
| MF312 | 3/8" | "KV"..... | 28.99 ea |
| MF313 | 3/8" | "KV -"..... | 28.99 ea |



Replacement Rubber Fuel Hose

Replace your cracked, broken, crumbling, and faded fuel and vapor line hoses with these correct factory fuel and vapor line hoses for originality. Sold by the foot.

| | | |
|--------|----------------|---------|
| MN1704 | 1/4" i.d..... | 3.99 ft |
| MN1702 | 5/16" i.d..... | 2.99 ft |
| MN1703 | 3/8" i.d..... | 2.99 ft |

Fuel Lines

Replace Your Fuel Lines with OEM Material for Originality or High-Quality, Long-Lasting, Stainless Steel Material!



Each line is manufactured using a precision manufacturing process that creates the correct bends to match the factory original equipment. Couple these manufacturing techniques with your choice of material selection and you can be assured that you are installing the best fuel lines on the market. These lines are available for many A, B, or E-Body applications, saving you the hassle of having to bend up your own fuel lines.

Note: All fuel lines are shipped double oversize.

1963-75 A-Body Front to Rear Fuel Line

Applications are available for 1963-75 A-Body vehicles including 1964-69 Barracuda, 1963-75 Dart, Valiant, 1971-74 Demon/Dart Sport, Duster, and Scamp.



Original Style Material Fuel Lines

| Barracuda | | | | |
|------------------|---------|----------------------|-------------|----------|
| MF500A | 1964-66 | 5/16" main fuel line | 1 line..... | 75.99 ea |
| MF501A | 1964-66 | 3/8" main fuel line | 1 line..... | 75.99 ea |
| MF502A | 1967-68 | 5/16" main fuel line | 1 line..... | 75.99 ea |
| MF503A | 1967-68 | 3/8" main fuel line | 1 line..... | 75.99 ea |
| MF504A | 1969 | 5/16" main fuel line | 1 line..... | 75.99 ea |
| MF505A | 1969 | 3/8" main fuel line | 1 line..... | 75.99 ea |

| Dart | | | | |
|-------------|---------|----------------------|--------------|-----------|
| MF506A | 1963 | 5/16" main fuel line | 1 line..... | 75.99 ea |
| MF500A | 1964-66 | 5/16" main fuel line | 1 line..... | 75.99 ea |
| MF501A | 1964-66 | 3/8" main fuel line | 1 line..... | 75.99 ea |
| MF507A | 1967-68 | 5/16" main fuel line | 1 line..... | 75.99 ea |
| MF508A | 1967-68 | 3/8" main fuel line | 1 line..... | 75.99 ea |
| MF509A | 1969-72 | 5/16" main fuel line | 1 line..... | 75.99 ea |
| MF510A | 1969-72 | 3/8" main fuel line | 1 line..... | 75.99 ea |
| MF511A | 1972 | 1/4" return line | 2 lines..... | 75.99 set |
| MF512A | 1972-74 | 5/16" main fuel line | 1 line..... | 75.99 ea |
| MF513A | 1973-74 | 3/8" main fuel line | 1 line..... | 75.99 ea |
| MF515A | 1975 | Swinger, return line | 1 line..... | 75.99 ea |

| Demon/Dart Sport | | | | |
|-------------------------|---------|----------------------|--------------|-----------|
| MF505A | 1971 | 3/8" main fuel line | 1 line..... | 75.99 ea |
| MF516A | 1971 | 5/16" vapor line | 2 lines..... | 75.99 set |
| MF511A | 1972 | 1/4" return line | 2 lines..... | 75.99 set |
| MF517A | 1973-74 | 5/16" main fuel line | 1 line..... | 75.99 ea |
| MF518A | 1973-74 | 3/8" main fuel line | 1 line..... | 75.99 ea |

| Duster | | | | |
|---------------|---------|----------------------|--------------|-----------|
| MF504A | 1970-72 | 5/16" main fuel line | 1 line..... | 75.99 ea |
| MF505A | 1970-72 | 3/8" main fuel line | 1 line..... | 75.99 ea |
| MF519A | 1972 | 5/16" vapor line | 2 lines..... | 75.99 set |
| MF511A | 1972 | 1/4" return line | 2 lines..... | 75.99 set |
| MF517A | 1973-74 | 5/16" main fuel line | 1 line..... | 75.99 ea |
| MF518A | 1973-74 | 3/8" main fuel line | 1 line..... | 75.99 ea |

| Scamp | | | | |
|--------------|---------|----------------------|--------------|-----------|
| MF520A | 1971 | 5/16" vapor line | 2 lines..... | 75.99 set |
| MF511A | 1972 | 1/4" return line | 2 lines..... | 75.99 set |
| MF512A | 1972-74 | 5/16" main fuel line | 1 line..... | 75.99 ea |
| MF521A | 1972-73 | 5/16" vapor line | 2 lines..... | 75.99 set |

| Valiant | | | | |
|----------------|---------|----------------------|--------------|-----------|
| MF500A | 1964-66 | 5/16" main fuel line | 1 line..... | 75.99 ea |
| MF501A | 1964-66 | 3/8" main fuel line | 1 line..... | 75.99 ea |
| MF502A | 1967-68 | 5/16" main fuel line | 1 line..... | 75.99 ea |
| MF503A | 1967-68 | 3/8" main fuel line | 1 line..... | 75.99 ea |
| MF504A | 1969-72 | 5/16" main fuel line | 1 line..... | 75.99 ea |
| MF505A | 1969-72 | 3/8" main fuel line | 1 line..... | 75.99 ea |
| MF511A | 1972 | 1/4" return line | 2 lines..... | 75.99 set |
| MF517A | 1973-74 | 5/16" main fuel line | 1 line..... | 75.99 ea |
| MF518A | 1973-74 | 3/8" main fuel line | 1 line..... | 75.99 ea |

Stainless Steel Fuel Lines

| Barracuda | | | | |
|------------------|---------|----------------------|-------------|-----------|
| MF500B | 1964-66 | 5/16" main fuel line | 1 line..... | 121.99 ea |
| MF501B | 1964-66 | 3/8" main fuel line | 1 line..... | 121.99 ea |
| MF502B | 1967-68 | 5/16" main fuel line | 1 line..... | 121.99 ea |
| MF503B | 1967-68 | 3/8" main fuel line | 1 line..... | 121.99 ea |
| MF504B | 1969 | 5/16" main fuel line | 1 line..... | 121.99 ea |
| MF505B | 1969 | 3/8" main fuel line | 1 line..... | 121.99 ea |

| Dart | | | | |
|-------------|---------|----------------------|--------------|-----------|
| MF506B | 1963 | 5/16" main fuel line | 1 line..... | 121.99 ea |
| MF500B | 1964-66 | 5/16" main fuel line | 1 line..... | 121.99 ea |
| MF501B | 1964-66 | 3/8" main fuel line | 1 line..... | 121.99 ea |
| MF507B | 1967-68 | 5/16" main fuel line | 1 line..... | 121.99 ea |
| MF508B | 1967-68 | 3/8" main fuel line | 1 line..... | 121.99 ea |
| MF509B | 1969-72 | 5/16" main fuel line | 1 line..... | 121.99 ea |
| MF510B | 1969-72 | 3/8" main fuel line | 1 line..... | 121.99 ea |
| MF511B | 1972 | 1/4" return line | 2 lines..... | 49.99 set |
| MF512B | 1972-74 | 5/16" main fuel line | 1 line..... | 121.99 ea |
| MF513B | 1973-74 | 3/8" main fuel line | 1 line..... | 121.99 ea |
| MF515B | 1975 | Swinger, return line | 1 line..... | 121.99 ea |

| Demon/Dart Sport | | | | |
|-------------------------|---------|----------------------|--------------|------------|
| MF505B | 1971 | 3/8" main fuel line | 1 line..... | 121.99 ea |
| MF516B | 1971 | 5/16" vapor line | 2 lines..... | 121.99 set |
| MF511B | 1972 | 1/4" return line | 2 lines..... | 49.99 set |
| MF517B | 1973-74 | 5/16" main fuel line | 1 line..... | 121.99 ea |
| MF518B | 1973-74 | 3/8" main fuel line | 1 line..... | 121.99 ea |

| Duster | | | | |
|---------------|---------|----------------------|--------------|------------|
| MF504B | 1970-72 | 5/16" main fuel line | 1 line..... | 121.99 ea |
| MF505B | 1970-72 | 3/8" main fuel line | 1 line..... | 121.99 ea |
| MF519B | 1972 | 5/16" vapor line | 2 lines..... | 121.99 set |
| MF511B | 1972 | 1/4" return line | 2 lines..... | 49.99 set |
| MF517B | 1973-74 | 5/16" main fuel line | 1 line..... | 121.99 ea |
| MF518B | 1973-74 | 3/8" main fuel line | 1 line..... | 121.99 ea |


| Scamp | | | | |
|--------------|---------|----------------------|--------------|------------|
| MF520B | 1971 | 5/16" vapor line | 2 lines..... | 121.99 set |
| MF511B | 1972 | 1/4" return line | 2 lines..... | 49.99 set |
| MF512B | 1972-74 | 5/16" main fuel line | 1 line..... | 121.99 ea |
| MF521B | 1972-73 | 5/16" vapor line | 2 lines..... | 121.99 set |

| Valiant | | | | |
|----------------|---------|----------------------|--------------|-----------|
| MF500B | 1964-66 | 5/16" main fuel line | 1 line..... | 121.99 ea |
| MF501B | 1964-66 | 3/8" main fuel line | 1 line..... | 121.99 ea |
| MF502B | 1967-68 | 5/16" main fuel line | 1 line..... | 121.99 ea |
| MF503B | 1967-68 | 3/8" main fuel line | 1 line..... | 121.99 ea |
| MF504B | 1969-72 | 5/16" main fuel line | 1 line..... | 121.99 ea |
| MF505B | 1969-72 | 3/8" main fuel line | 1 line..... | 121.99 ea |
| MF511B | 1972 | 1/4" return line | 2 lines..... | 49.99 set |
| MF517B | 1973-74 | 5/16" main fuel line | 1 line..... | 121.99 ea |
| MF518B | 1973-74 | 3/8" main fuel line | 1 line..... | 121.99 ea |



Fuel Lines

*Your Choice of OEM Material for Originality
or Long-Lasting Stainless Steel!*



1962-74 B-Body Front to Rear Fuel Line

Applications are available for 1962-74 B-Body vehicles including 1962 Dodge Dart, Polara 500, 1963 Dodge 330, 440, Polara, Polara 500, 1962-64 Plymouth Savoy, Belvedere, Fury, Sport Fury, 1965 Belvedere, Satellite, 1966-74 Belvedere, Charger, Coronet, GTX, Road Runner, Satellite, and Super Bee.

Note: All fuel lines are shipped double oversize.

DS2

DS2

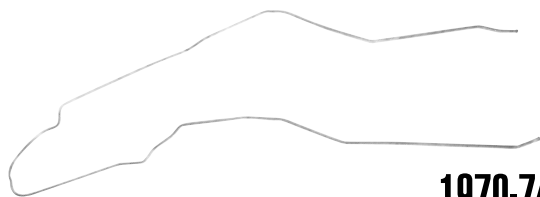
Original Style Material Fuel Lines

| B-Body | | | | |
|---------------|---------|------------------------|--------------|-----------|
| MF522A | 1962-63 | 5/16" main fuel line | 1 line..... | 75.99 ea |
| MF523A | 1962-63 | 3/8" main fuel line | 1 line..... | 75.99 ea |
| MF524A | 1962-65 | wagon, 5/16" main line | 1 line..... | 75.99 ea |
| MF525A | 1964-65 | 5/16" main fuel line | 1 line..... | 75.99 ea |
| MF526A | 1964-65 | 3/8" main fuel line | 1 line..... | 75.99 ea |
| MF527A | 1966-67 | 5/16" main fuel line | 1 line..... | 75.99 ea |
| MF528A | 1966-67 | 3/8" main fuel line | 1 line..... | 75.99 ea |
| MF529A | 1966-67 | wagon, 5/16" main line | 1 line..... | 75.99 ea |
| MF530A | 1968-69 | 5/16" main fuel line | 1 line..... | 75.99 ea |
| MF531A | 1968-69 | 3/8" main fuel line | 1 line..... | 75.99 ea |
| MF532A | 1968-69 | 1/4" return line | 1 line..... | 75.99 ea |
| MF533A | 1970 | 5/16" main fuel line | 1 line..... | 75.99 ea |
| MF534A | 1970 | 3/8" main fuel line | 1 line..... | 75.99 ea |
| MF535A | 1970 | 1/4" return line | 1 line..... | 75.99 ea |
| MF536A | 1970 | 5/16" ECS vapor line | 1 line..... | 75.99 ea |
| MF537A | 1971 | 5/16" main fuel line | 1 line..... | 75.99 ea |
| MF538A | 1971 | 3/8" main fuel line | 1 line..... | 75.99 ea |
| MF539A | 1971 | 1/4" return line | 1 line..... | 75.99 ea |
| MF541A | 1972 | 5/16" main fuel line | 1 line..... | 75.99 ea |
| MF542A | 1972 | 3/8" main fuel line | 1 line..... | 75.99 ea |
| MF543A | 1972 | 1/4" return line | 1 line..... | 75.99 ea |
| MF545A | 1973 | 5/16" main fuel line | 1 line..... | 75.99 ea |
| MF546A | 1973 | 1/4" return line | 2 lines..... | 75.99 set |
| MF547A | 1974 | 3/8" main fuel line | 1 line..... | 75.99 ea |
| MF548A | 1974 | 1/4" return line | 1 line..... | 75.99 ea |
| MF549A | 1974 | 5/16" ECS vapor line | 1 line..... | 75.99 ea |

Stainless Steel Fuel Lines

| B-Body | | | | |
|---------------|---------|------------------------|--------------|------------|
| MF522B | 1962-63 | 5/16" main fuel line | 1 line..... | 121.99 ea |
| MF523B | 1962-63 | 3/8" main fuel line | 1 line..... | 121.99 ea |
| MF524B | 1962-65 | wagon, 5/16" main line | 1 line..... | 114.99 ea |
| MF525B | 1964-65 | 5/16" main fuel line | 1 line..... | 121.99 ea |
| MF526B | 1964-65 | 3/8" main fuel line | 1 line..... | 121.99 ea |
| MF527B | 1966-67 | 5/16" main fuel line | 1 line..... | 121.99 ea |
| MF528B | 1966-67 | 3/8" main fuel line | 1 line..... | 121.99 ea |
| MF529B | 1966-67 | wagon, 5/16" main line | 1 line..... | 121.99 ea |
| MF530B | 1968-69 | 5/16" main fuel line | 1 line..... | 121.99 ea |
| MF531B | 1968-69 | 3/8" main fuel line | 1 line..... | 121.99 ea |
| MF532B | 1968-69 | 1/4" return line | 1 line..... | 121.99 ea |
| MF533B | 1970 | 5/16" main fuel line | 1 line..... | 121.99 ea |
| MF534B | 1970 | 3/8" main fuel line | 1 line..... | 121.99 ea |
| MF535B | 1970 | 1/4" return line | 1 line..... | 121.99 ea |
| MF536B | 1970 | 5/16" ECS vapor line | 1 line..... | 121.99 ea |
| MF537B | 1971 | 5/16" main fuel line | 1 line..... | 121.99 ea |
| MF538B | 1971 | 3/8" main fuel line | 1 line..... | 121.99 ea |
| MF539B | 1971 | 1/4" return line | 1 line..... | 121.99 ea |
| MF540B | 1971 | 5/16" ECS vapor line | 2 lines..... | 121.99 set |
| MF541B | 1972 | 5/16" main fuel line | 1 line..... | 121.99 ea |
| MF542B | 1972 | 3/8" main fuel line | 1 line..... | 121.99 ea |
| MF543B | 1972 | 1/4" return line | 1 line..... | 121.99 ea |
| MF544B | 1972 | 5/16" ECS vapor line | 2 lines..... | 121.99 set |
| MF545B | 1973 | 5/16" main fuel line | 1 line..... | 121.99 ea |
| MF546B | 1973 | 1/4" return line | 2 lines..... | 121.99 set |
| MF547B | 1974 | 3/8" main fuel line | 1 line..... | 121.99 ea |
| MF548B | 1974 | 1/4" return line | 1 line..... | 121.99 ea |
| MF549B | 1974 | 5/16" ECS vapor line | 1 line..... | 121.99 ea |

*Your Choice of OEM Material for Originality
or Long-Lasting Stainless Steel!*



1970-74 E-Body Front to Rear Fuel Line

These lines, produced in steel material will fit your vehicle without the hassle of bending up your own lines. Applications are available for various 1970-74 E-Body vehicles including 1970-74 Barracuda, 'Cuda, and Challenger.

Note: All fuel lines are shipped double oversize.

DS2

DS2

Original Style Material Fuel Lines

| Barracuda, 'Cuda | | | | |
|-------------------------|---------|-----------------------|--------------|-----------|
| MF550A | 1970-74 | 5/16" main fuel line | 1 line..... | 75.99 ea |
| MF551A | 1970-74 | 3/8" main fuel line | 1 line..... | 75.99 ea |
| MF552A | 1970-72 | 1/4" fuel return line | 1 line..... | 75.99 ea |
| MF553A | 1970-72 | 5/16" ECS vapor line | 2 lines..... | 79.99 set |
| MF554A | 1973-74 | 1/4" fuel return line | 2 lines..... | 75.99 set |
| Challenger | | | | |
| MF555A | 1970-74 | 5/16" main fuel line | 1 line..... | 75.99 ea |
| MF556A | 1970-74 | 3/8" main fuel line | 1 line..... | 75.99 ea |
| MF557A | 1970-72 | 1/4" fuel return line | 1 line..... | 75.99 ea |
| MF558A | 1970-72 | 5/16" ECS vapor line | 2 lines..... | 75.99 set |
| MF559A | 1973-74 | 1/4" fuel return line | 2 lines..... | 75.99 set |

Stainless Steel Fuel Lines

| Barracuda, 'Cuda | | | | |
|-------------------------|---------|-----------------------|--------------|------------|
| MF550B | 1970-74 | 5/16" main fuel line | 1 line..... | 121.99 ea |
| MF551B | 1970-74 | 3/8" main fuel line | 1 line..... | 121.99 ea |
| MF552B | 1970-72 | 1/4" fuel return line | 1 line..... | 121.99 ea |
| MF553B | 1970-72 | 5/16" ECS vapor line | 2 lines..... | 121.99 set |
| MF554B | 1973-74 | 1/4" fuel return line | 2 lines..... | 121.99 set |
| Challenger | | | | |
| MF555B | 1970-74 | 5/16" main fuel line | 1 line..... | 121.99 ea |
| MF556B | 1970-74 | 3/8" main fuel line | 1 line..... | 121.99 ea |
| MF557B | 1970-72 | 1/4" fuel return line | 1 line..... | 121.99 ea |
| MF558B | 1970-72 | 5/16" ECS vapor line | 2 lines..... | 121.99 set |
| MF559B | 1973-74 | 1/4" fuel return line | 2 lines..... | 121.99 set |




WARNING: Cancer and Reproductive Harm-
www.P65Warnings.ca.gov

Fuel Pump to Carburetor Lines

Each line is manufactured using a precision process that creates the exact same bends as factory original equipment. Couple these exact manufacturing techniques with superior material selection and you can be sure that you are installing the best fuel lines on the market. These lines are produced in your choice of original steel material or stainless steel material for A, B, or E-Body models without the hassle of bending your own lines.

Note: *Includes one brass tee.



1964-74 A-Body Fuel Lines

| Original Style Material Pump to Carb Lines | | | |
|--|---------|--------------------------------------|---------------------|
| MF560A | 1964 | 273, 2 barrel | 2 lines.. 43.99 set |
| MF561A | 1964 | Slant 6, 225 | 2 lines.. 31.99 set |
| MF562A | 1965 | Slant 6, 225 | 1 line... 23.99 ea |
| MF563A | 1967 | 383 with Carter AFB 4 barrel | 2 lines.. 44.99 set |
| MF564A | 1966 | 273ci | 1 line... 23.99 ea |
| MF565A | 1967-72 | 318, 2 barrel (used w/inline filter) | 2 lines.. 35.99 set |
| MF567A | 1967 | 273, 2 barrel | 2 lines.. 35.99 set |
| MF571A | 1968-69 | 383 with Carter AFB 4 barrel | 2 lines.. 39.99 set |
| MF572A | 1968-71 | 383 with Carter AVS 4 barrel | 2 lines.. 23.99 set |
| MF573A | 1969-71 | 340 with Carter AVS 4 barrel | 2 lines.. 31.99 set |
| MF574A | 1967-72 | 383 with Carter AVS 4 barrel | 1 line... 17.99 ea |
| MF575A | 1967-72 | 383 with single inlet Holley | 1 line... 23.99 ea |
| MF576A | 1969 | Slant 6, 225 | 2 lines.. 31.99 set |
| MF577A | 1971-72 | 318, 2 barrel | 1 line... 23.99 ea |
| MF578A | 1971 | 340 with Thermo-Quad 4 barrel | 2 lines.. 34.99 set |
| MF579A | 1972 | 340 with Thermo-Quad 4 barrel | 1 line... 23.99 ea |
| MF580A | 1973 | 340 with Thermo-Quad 4 barrel | 2 lines.. 34.99 set |
| MF581A | 1974 | 318, 2 barrel | 2 lines.. 37.99 set |

| Stainless Steel Pump to Carb Lines | | | |
|------------------------------------|---------|--------------------------------------|---------------------|
| MF560B | 1964 | 273, 2 barrel | 2 lines.. 39.99 set |
| MF561B | 1964 | Slant 6, 225 | 2 lines.. 42.99 set |
| MF562B | 1965 | Slant 6, 225 | 1 line.... 31.99 ea |
| MF563B | 1967 | 383 with Carter AFB 4 barrel | 2 lines.. 34.99 set |
| MF564B | 1966 | 273ci | 1 line.... 31.99 ea |
| MF565B | 1967-72 | 318, 2 barrel (used w/inline filter) | 2 lines.. 34.99 set |
| MF567B | 1967 | 273, 2 barrel | 2 lines.. 35.99 set |
| MF571B | 1968-69 | 383/440 with Carter AFB 4 barrel | 2 lines.. 39.99 set |
| MF572B | 1968-71 | 383 with Carter AVS 4 barrel | 2 lines.. 31.99 set |
| MF573B | 1969-71 | 340 with Carter AVS 4 barrel | 2 lines.. 42.99 set |
| MF574B | 1967-72 | 383 with Carter AVS 4 barrel | 1 line.... 21.99 ea |
| MF575B | 1967-72 | 383 with single inlet Holley | 1 line.... 31.99 ea |
| MF576B | 1969 | Slant 6, 225 | 2 lines.. 42.99 set |
| MF577B | 1971-72 | 318, 2 barrel | 1 line.... 31.99 ea |
| MF578B | 1971 | 340 with Thermo-Quad 4 barrel | 2 lines.. 37.99 set |
| MF579B | 1972 | 340 with Thermo-Quad 4 barrel | 1 line.... 31.99 ea |
| MF580B | 1973 | 340 with Thermo-Quad 4 barrel | 2 lines.. 38.99 set |
| MF581B | 1974 | 318, 2 barrel | 2 lines.. 35.99 set |

1960-75 B-Body Fuel Lines

| Original Style Material Pump to Carb Lines | | | |
|--|---------|--------------------------------------|----------------------|
| MF582A | 1960 | 383, 2-4 barrel | 3 lines.. 44.99 set |
| MF583A | 1960-63 | 413, 4 barrel | 2 lines.. 38.99 set |
| MF584A | 1962-63 | Max Wedge with 3447 carbs | 5 lines.. 44.99 set |
| MF585A | 1963-64 | Max Wedge w/3705 carbs 5/16" | 5 lines.. 51.99 set |
| MF561A | 1964 | Slant 6, 225 | 2 lines.. 31.99 set |
| MF586A | 1964-65 | 426 Street Wedge, one 4 bbl, #3611 S | 2 lines.. 23.99 set |
| MF587A | 1964-65 | 383 with Carter AFB | 2 lines.. 34.99 set |
| MF588A | 1964-65 | Hemi Cross-Ram w/Carter carbs* | 5 lines.. 105.99 set |
| MF589A | 1964-68 | Hemi Cross-Ram w/Holley carbs* | 5 lines.. 100.99 set |
| MF563A | 1966-67 | 383/440 with Carter AFB 4 bbl | 2 lines.. 34.99 set |
| MF566A | 1966-67 | 426 Hemi (tee, hoses, and clamps) | 5 lines.. 118.99 set |
| MF566A | 1967 | 225 slant 6 | 2 lines.. 77.99 set |
| MF565A | 1967-72 | 318, 2 barrel (used w/inline filter) | 2 lines.. 35.99 set |
| MF574A | 1967-72 | 383 with Carter AVS 4 barrel | 1 line... 17.99 ea |
| MF575A | 1967-72 | 383, 440 with single inlet Holley | 1 line... 23.99 ea |
| MF571A | 1968-69 | 383/440 with Carter AFB 4 bbl | 2 lines.. 39.99 set |
| MF591A | 1968-70 | 383 with factory Holley 4 barrel | 2 lines.. 35.99 set |
| MF572A | 1968-71 | 383 with Carter AVS 4 barrel | 2 lines.. 23.99 set |
| MF592A | 1968-71 | 426 Hemi (bracket, tee, & fittings) | 4 lines.. 77.99 set |
| MF568A | 1969-71 | Six Pack, upper set (w/2 brass tees) | 4 lines.. 26.99 set |
| MF570A | 1969-71 | 440, Six Pack, lower line set | 2 lines.. 38.99 set |
| MF573A | 1969-71 | 340 with Carter AVS 4 barrel | 2 lines.. 31.99 set |
| MF595A | 1970-71 | 440, w/Carter Thermo-Quad 4 bbl | 2 lines.. 31.99 set |
| MF577A | 1971-72 | 318, 2 barrel | 1 line... 23.99 ea |
| MF578A | 1971 | 340 with Thermo-Quad 4 barrel | 2 lines.. 34.99 set |
| MF579A | 1972 | 340 with 4 barrel | 1 line... 23.99 ea |
| MF593A | 1972 | 440 with Carter AVS 4 barrel | 2 lines.. 46.99 set |
| MF580A | 1973 | 340 with Thermo-Quad 4 barrel | 2 lines.. 34.99 set |
| MF581A | 1974 | 318, 2 barrel | 2 lines.. 37.99 set |
| MF594A | 1975 | 360, 2 barrel | 1 line... 23.99 ea |

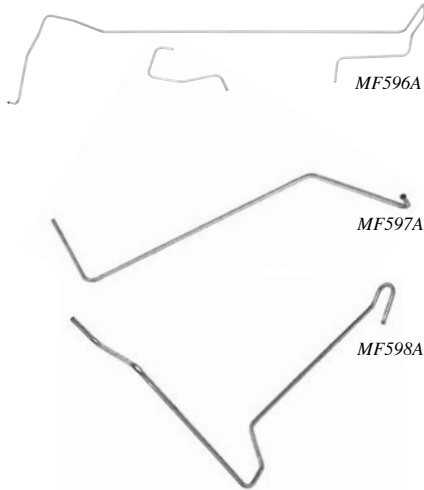
| Stainless Steel Pump to Carb Lines | | | |
|------------------------------------|---------|--------------------------------------|----------------------|
| MF582B | 1960 | 383, 2-4 barrel | 3 lines.. 63.99 set |
| MF583B | 1960-63 | 413, 4 barrel | 2 lines.. 38.99 set |
| MF584B | 1962-63 | Max Wedge with 3447 carbs | 5 lines.. 57.99 set |
| MF585B | 1963-64 | Max Wedge with 3705 carbs 5/16" | 5 lines.. 63.99 set |
| MF561B | 1964 | Slant 6, 225 | 2 lines.. 42.99 set |
| MF586B | 1964-65 | 426 Street Wedge, one 4 bbl, #3611 S | 2 lines.. 31.99 set |
| MF587B | 1964-65 | 383 with Carter AFB | 2 lines.. 37.99 set |
| MF588B | 1964-65 | Hemi Cross-Ram w/Carter carbs* | 5 lines.. 105.99 set |
| MF589B | 1964-68 | Hemi Cross-Ram w/Holley carbs* | 5 lines.. 98.99 set |
| MF563B | 1966-67 | 383/440 with Carter AFB 4 bbl | 2 lines.. 34.99 set |
| MF566B | 1966-67 | 426 Hemi (tee, hoses, and clamps) | 5 lines.. 118.99 set |
| MF566B | 1967 | 225 slant 6 | 2 lines.. 118.99 set |
| MF565B | 1967-72 | 318, 2 bbl (used with inline filter) | 2 lines.. 34.99 set |
| MF574B | 1967-72 | 383 with Carter AVS 4 barrel | 1 line... 21.99 ea |
| MF575B | 1967-72 | 383, 440 with Holley 4 barrel | 1 line... 31.99 ea |
| MF571B | 1968-69 | 383/440 with Carter AFB 4 barrel | 2 lines.. 39.99 set |
| MF591B | 1968-70 | 383 with factory Holley 4 barrel | 2 lines.. 38.99 set |
| MF572B | 1968-71 | 383 with Carter AVS 4 barrel | 2 lines.. 31.99 set |
| MF592B | 1968-71 | 426 Hemi (bracket, tee, & fittings) | 4 lines.. 95.99 set |
| MF568B | 1969-71 | Six Pack, upper set (w/2 brass tees) | 4 lines.. 48.99 set |
| MF570B | 1969-71 | 440, Six Pack, lower line set | 2 lines.. 38.99 set |
| MF573B | 1969-71 | 340 with Carter AVS 4 barrel | 2 lines.. 42.99 set |
| MF595B | 1970-71 | 440, w/Carter Thermo-Quad 4 bbl | 2 lines.. 42.99 set |
| MF577B | 1971-72 | 318, 2 barrel | 1 line... 31.99 ea |
| MF578B | 1971 | 340 with Thermo-Quad 4 barrel | 2 lines.. 37.99 set |
| MF579B | 1972 | 340 with Thermo-Quad 4 barrel | 1 line... 31.99 ea |
| MF593B | 1972 | 440 with Carter AVS 4 barrel | 2 lines.. 35.99 set |
| MF580B | 1973 | 340 with Thermo-Quad 4 barrel | 2 lines.. 38.99 set |
| MF581B | 1974 | 318, 2 barrel | 2 lines.. 35.99 set |
| MF594B | 1975 | 360, 2 barrel | 1 line... 31.99 ea |

1970-74 E-Body Fuel Lines

| Original Style Material Pump to Carb Lines | | | |
|--|---------|--------------------------------------|---------------------|
| MF565A | 1970-72 | 318, 2 bbl (used w/inline filter) | 2 lines.. 35.99 set |
| MF568A | 1970-71 | Six Pack, upper set (w/2 brass tees) | 4 lines.. 26.99 set |
| MF569A | 1970-71 | 340, Six Pack, lower line set | 2 lines.. 34.99 set |
| MF570A | 1970-71 | 440, Six Pack, lower line set | 2 lines.. 38.99 set |
| MF592A | 1970-71 | 426 Hemi (bracket, tee, & fittings) | 4 lines.. 77.99 set |
| MF572A | 1970-71 | 383 with Carter AVS 4 barrel | 2 lines.. 23.99 set |
| MF591A | 1970 | 383 with factory Holley 4 barrel | 2 lines.. 35.99 set |
| MF572A | 1970-71 | 383, with Carter AVS 4 barrel | 2 lines.. 23.99 set |
| MF573A | 1970-71 | 340 with Carter AVS 4 barrel | 2 lines.. 31.99 set |
| MF595A | 1970-71 | 440, w/Carter Thermo-Quad 4 bbl | 2 lines.. 31.99 set |
| MF574A | 1970-72 | 383 with Carter AVS 4 barrel | 1 line.... 17.99 ea |
| MF575A | 1970-72 | 383, 440 with single inlet Holley | 1 line.... 23.99 ea |
| MF577A | 1971-72 | 318, 2 barrel | 1 line.... 23.99 ea |
| MF578A | 1971 | 340 with Thermo-Quad 4 barrel | 2 lines.. 34.99 set |
| MF579A | 1972 | 340 with Thermo-Quad 4 barrel | 1 line.... 23.99 ea |
| MF593A | 1972 | 440 with Carter AVS 4 barrel | 2 lines.. 46.99 set |
| MF580A | 1973-74 | 340 with Thermo-Quad 4 barrel | 2 lines.. 34.99 set |
| MF581A | 1974 | 318, 2 barrel | 2 lines.. 37.99 set |

| Stainless Steel Pump to Carb Lines | | | |
|------------------------------------|---------|--------------------------------------|---------------------|
| MF565B | 1970-72 | 318, 2 barrel (used w/inline filter) | 2 lines.. 34.99 set |
| MF568B | 1970-71 | Six Pack, upper set (w/2 brass tees) | 4 lines.. 48.99 set |
| MF569B | 1970-71 | 340, Six Pack, lower line set | 2 lines.. 33.99 set |
| MF570B | 1970-71 | 440, Six Pack, lower line set | 2 lines.. 38.99 set |
| MF592B | 1970-71 | 426 Hemi (bracket, tee, & fittings) | 4 lines.. 95.99 set |
| MF572B | 1970-71 | 383 with Carter AVS 4 barrel | 2 lines.. 31.99 set |
| MF591B | 1970 | 383 with factory Holley 4 barrel | 2 lines.. 38.99 set |
| MF572B | 1970-71 | 383, with Carter AVS 4 barrel | 2 lines.. 31.99 set |
| MF573B | 1970-71 | 340 with Carter AVS 4 barrel | 2 lines.. 42.99 set |
| MF595B | 1970-71 | 440, w/Carter Thermo-Quad 4 bbl | 2 lines.. 42.99 set |
| MF574B | 1970-72 | 383 with Carter AVS 4 barrel | 1 line.... 21.99 ea |
| MF575B | 1970-72 | 383, 440 with single inlet Holley | 1 line.... 31.99 ea |
| MF577B | 1971-72 | 318, 2 barrel | 1 line.... 31.99 ea |
| MF578B | 1971 | 340 with Thermo-Quad 4 barrel | 2 lines.. 37.99 set |
| MF579B | 1972 | 340 with Thermo-Quad 4 barrel | 1 line.... 31.99 ea |
| MF593B | 1972 | 440 with Carter AVS 4 barrel | 2 lines.. 35.99 set |
| MF580B | 1973-74 | 340 with Thermo-Quad 4 barrel | 2 lines.. 38.99 set |
| MF581B | 1974 | 318, 2 barrel | 2 lines.. 35.99 set |

Fuel Lines



1968-70 Fuel Tank Vent Line

Correct replacement fuel tank vent tubes which extend from the fuel tank across the trunk. Each line is designed to OE specifications and is guaranteed to fit each specific application perfectly! Replacing your vent lines can improve your fuel system while retaining originality. Choose from OEM material lines which match the factory originals or stainless steel lines which resist rust.

Original Style Material

| | | | |
|---------------|---------------------------------|-------|----|
| B-Body | | | |
| MF596A | 1968-70 exc. Charger, 2 piece | 31.99 | pr |
| MF597A | 1968-70 Charger on fill neck .. | 19.99 | ea |
| E-Body | | | |
| MF598A | 1970 Challenger on neck... | 26.99 | ea |

Stainless Steel

| | | | |
|---------------|---------------------------------|-------|----|
| B-Body | | | |
| MF596B | 1968-70 exc. Charger, 2 piece | 44.99 | pr |
| MF597B | 1968-70 Charger on fill neck .. | 26.99 | ea |
| E-Body | | | |
| MF598B | 1970 Challenger on neck... | 38.99 | ea |



Fuel Line for Edelbrock Carburetors

These fuel line and filter sets fit Thunder Series or Performer Series carburetors. Features chromed hard steel line and Russell fuel filter.

Dual Feed Lines for Thunder Series AVS Carbs

| | | | |
|-------|------------------------------------|--------|----|
| E8133 | with blue anodized fuel filter ... | 145.99 | ea |
| E8128 | with polished fuel filter | 130.99 | ea |
| E8132 | w/3/8" barbed hose end, no filter | 126.99 | ea |

Replacement Fuel Filter

| | | | |
|-------|------------------------------------|-------|----|
| E8130 | blue anodized fuel filter only ... | 37.99 | ea |
| E8129 | polished fuel filter only | 40.99 | ea |



Pump to Carburetor Fuel Line


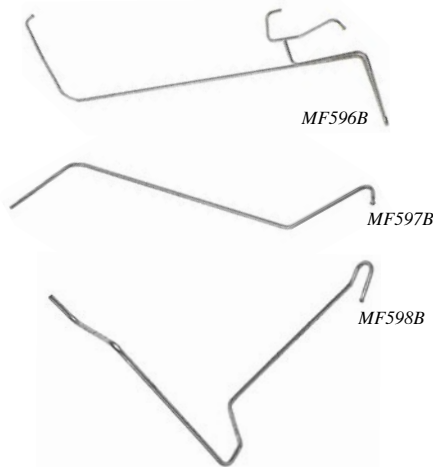
These high-quality fuel line hoses offer a clean and precise fuel supply line for mechanical fuel pumps with 3/8" NPT outlet to Edelbrock single feed or dual feed fuel inlet kits. These hoses are pre-assembled with hose ends and are available with stainless steel braided hose or black nylon fabric ProClassic hose.

Stainless Steel Braided Hose

| | | | |
|-------|-------------------|-------|----|
| E8123 | small block | 47.99 | ea |
| E8124 | big block | 55.99 | ea |

ProClassic Hose - Black



| | | | |
|--------|-------------------|-------|----|
| E81233 | small block | 47.99 | ea |
| E81243 | big block | 65.99 | ea |



Return Line Fitting Conversion Set

If you are installing an in-line fuel pump or an aftermarket fuel injection setup but are using an original fuel tank not originally provisioned for a return line, this universal return line fitting set is a simple and inexpensive way to add one to your existing setup without having to go through the hassle of pulling your old tank and installing an expensive, brand new tank. This fitting can also be used for other applications such as adding a vent line or power steering return line, whatever you might need where a return line was not originally installed. Works on material up to 1/4" thick.

| | | | |
|----------|----------------------------|-------|-----|
| FTA45111 | universal 1/4" NPT | 17.99 | set |
| FTA45113 | universal 9/16" x 18 | 19.99 | set |



1963-74 Fuel Line Clip Set

Reproduction fuel line clip set for 1963-74 A, B, & E-Body models. These clips attach the metal fuel lines to the frame. Available for 5/16" or 3/8" fuel lines and available with return line or vapor line clips.

Note: *Includes vapor line clips.

| | | | |
|---------------|--------------------------------|-------|-----|
| A-Body | | | |
| MN2297 | 1963-69 5/16" | 10.99 | set |
| MN2298 | 1963-69 3/8" | 10.99 | set |
| MN2299 | 1970-74 5/16" | 22.99 | set |
| MN2300 | 1970-74 3/8" | 24.99 | set |
| MN2301 | 1963-74 5/16" w/return line .. | 5.99 | set |
| MN2302 | 1963-74 3/8" w/return line .. | 5.99 | set |

| | | | |
|---------------|--------------------------------|-------|-----|
| B-Body | | | |
| MN2303 | 1963-65 5/16" | 11.99 | set |
| MN2305 | 1966-70 5/16" | 12.99 | set |
| MN2304 | 1966-70 3/8" | 12.99 | set |
| MN2306 | 1966-70 3/8" w/return line .. | 22.99 | set |
| MN2307 | 1971-74 5/16" w/return line .. | 26.99 | set |
| MN2308 | 1971-74 3/8" w/return line .. | 26.99 | set |

| | | | |
|---------------|--------------------------------|-------|-----|
| E-Body | | | |
| MN2309 | 1970 5/16" | 14.99 | set |
| MN2310 | 1970 3/8" | 14.99 | set |
| MN2311 | 1970 5/16" w/return line .. | 21.99 | set |
| MN2312 | 1970 3/8" w/return line .. | 21.99 | set |
| MN2313 | 1971 5/16" w/vapor line .. | 24.99 | set |
| MN2314 | 1971 3/8" w/vapor line .. | 24.99 | set |
| MN2315* | 1971 5/16" w/return line .. | 25.99 | set |
| MN2316* | 1971 3/8" w/return line .. | 29.99 | set |
| MN2317* | 1972-74 5/16" w/return line .. | 21.99 | set |
| MN2318* | 1972-74 3/8" w/return line .. | 21.99 | set |



300H 2-4 Inline Carb Fuel Line

Reproduction carb fuel line for models equipped with a 2-4 inline setup. Available in both OE material or stainless steel.

| | | | |
|--------|-----------------------|-------|----|
| MF601A | OE material | 62.99 | pr |
| MF601B | stainless steel | 74.99 | pr |

Fuel Line Armor Shielding

Protect your lines with this armor type shielding. Make your investment in new brake and fuel lines last.

| | | | |
|-------|--------------------------|-------|----|
| BSA18 | 3/8" 8 foot length | 30.99 | ea |
|-------|--------------------------|-------|----|



Inline Fuel Pressure Gauge

Set and monitor fuel pressure with these easy-to-use gauges! Simply splice into the existing carburetor line to with the anodized aluminum fuel block and 3/8" nipples. Each gauge measures 1-1/2" in diameter with a 0-15 psi range in 1/2 lb increments. Gauges are available in standard form or liquid filled for better vibration resistance.


| | | | |
|-------|---------------------------|-------|----|
| 71560 | standard gauge | 65.99 | ea |
| 71564 | liquid filled gauge | 65.99 | ea |

Electric Fuel Components

Holley



H128011



H128021



H128151



H12803

Electric Fuel Pump



We offer externally mounted Holley electric fuel pumps. They all feature the proven rotor and vane design and are available in ratings from 97 gph to 140 gph. The 97 gph "red" pump is set at 7 psi and does not require a regulator. The 110 gph "blue" pump is set at 14 psi and includes a regulator. The 140 gph "black" pump is also set at 14 psi and can be used for gas or alcohol fuel.

| | | |
|-------------------|----------------------|-----------|
| Red Pump | | |
| H128011 | 97 gph..... | 175.99 ea |
| Blue Pump | | |
| H128021 | 110 gph..... | 217.99 ea |
| Black Pump | | |
| H128151 | 140 gph..... | 269.99 ea |
| Regulator | | |
| H12803 | 4-1/2 to 9 psi | 46.99 ea |



62541C

62531

Electric Fuel Pump



These externally mounted electric fuel pumps are ideal for most street and strip applications. Proven rotary vane technology provides high flow and stable pressures with minimal vibration and sound. Each pump features 3/8" NPT inlets and outlets along with an externally accessible pressure relief valve.

Note: Not for fuel injected engines. Pumps that produce more than 7 psi should be used with a pressure regulator.

Emissions Note: * ③ Non-CARB compliant (not legal for emission controlled vehicles).

Chrome Housing

| | | |
|----------------|-------------|----------|
| 100 gph | | |
| 62531C* | 7 psi..... | 92.99 ea |
| 120 gph | | |
| 62541C* | 14 psi..... | 91.99 ea |
| 140 gph | | |
| 62561C* | 9 psi..... | 91.99 ea |

Cadmium Housing

| | | |
|----------------|-------------|-----------|
| 100 gph | | |
| 62531 | 7 psi..... | 69.99 ea |
| 120 gph | | |
| 62541* | 14 psi..... | 124.99 ea |
| 140 gph | | |
| 62561 | 9 psi..... | 69.99 ea |

Quiet-Flo Electric Fuel Pump



This anodized aluminum EFI fuel pump offers maximum performance in a compact package. Its rugged housing and high-quality internals make it both strong and durable. The in-line design keeps the pump motor and components cool even under harsh conditions. Flow rate of up to 80 gph at 45 psi for use with high HP fuel injected applications. This fuel pump supports 835HP at 12 Volts with a current draw of 12 amps at 45 psi. 10AN inlet/outlet 80 gph at 45 psi.

| | | |
|-------|----------------------|-----------|
| E1790 | 6-7/8" x 3-1/4"..... | 798.99 ea |
|-------|----------------------|-----------|



Fuel Pump Vacuum/Pressure Tester



Tests for fuel line pressure and vacuum leaks. Check for leaky valves, timing, fuel pump, vacuum, pressure and gas line leakage. Easy-to-read gauge with 3 foot hose and vacuum hose adapter fitting. Gauge measures vacuum from 0 to 28" HG in 1" increments. (0 to 700mm HG in 50mm increments). Measures pressure from 0 to 15 psi in 1/2 psi increments (0-1Kg/cm2 in .1 Kg/cm2 increments).

| | | |
|--------|-------|----------|
| Y20300 | | 27.99 ea |
|--------|-------|----------|

Quiet-Flo Electric Fuel Pump



State-of-the-art electric fuel pumps offer maximum performance in a compact package for carbureted applications. Anodized aluminum housing and high-quality internals make it both strong and extremely durable. The E1791 electric fuel pump is factory set to 6.5 psi does not require a regulator. 3/8" inlet/outlet, 120



E1791

gph free flow, up to 600 HP. The E1792 electric fuel pump is preset to 12 psi and requires an external regulator. 1/2" inlet-outlet, 160 gph free flow, up to 1000 HP.

Important: For proper installation and voltage requirements, use fuel pump relay E1795.



| | | |
|-------|--------------|-----------|
| E1791 | 6.5 psi..... | 280.99 ea |
| E1792 | 12 psi | 284.99 ea |



In-Line Electric Fuel Pump



This in-line electric fuel pump is continuous duty rated and is ideal for EFI applications that require additional pumping capabilities for upgraded modifications. Works superbly as either an in-line booster pump or as a stand alone unit. Use with EFI regulator part #E1728 for adjustability from 35 to 90 psi. 57 gph. 3/8" hose barb fittings. Includes mounting bracket and 3/8" hose barb fittings.

| | | |
|-------|-------|-----------|
| E3594 | | 307.99 ea |
|-------|-------|-----------|



Features:

- Solid-state worry free electronics
- Internal pressure regulating
- Universal design allows for easy installation
- No diaphragms or mechanical parts to wear out
- Hose barbs fit 5/16" fuel hose

Micro Electric Fuel Pump



This compact electric fuel pump features a solid state design that has a low current draw of around one amp and makes a good stand alone pump or booster pump. Designed for carbureted vehicles with a 12 Volt negative ground electrical system, this pump supports 4-7 psi at up to 35 gph. Includes: fittings, mounting hardware, and instructions.

Note: Not for diesel applications.

| | | |
|-------|-------|----------|
| 71211 | | 61.99 ea |
|-------|-------|----------|



Electric Fuel Components



Fuel Pressure Regulator

This fuel pressure regulator is machined from aircraft quality aluminum with fluorosilicone diaphragm material for high temperature protection and extended life. This fuel pressure regulator has a single 3/8" NPT inlet and dual 3/8" NPT outlets for carbureted applications and is adjustable from 5 psi to 10 psi, providing extremely consistent pressure regulation. Compatible with all grades of gasoline and methanol, and has a 1/8" NPT gauge port. Includes mounting brackets and hardware. 160 gph.

E1727 181.99 ea



E1728



E1729

Fuel Pressure Regulator

For those who want the best! These fuel pressure regulators are machined from aircraft quality aluminum and have fluorosilicone diaphragm material for high temperature protection and extended life. The E1728 features dual -6AN inlet ports, a single -6AN outlet and a -6AN external bypass. The E1729 has a longer body and dual -10AN inlet ports, a single -10AN outlet and a -6AN external bypass. Compatible with all grades of gasoline and methanol fuels. Adjustable from 35 psi to 90 psi and has 1/8" NPT gauge ports. 180 gph.

E1728 199.99 ea
E1729 204.99 ea



H12886

EFI Fuel Pressure Regulator

Holley 3/8" die-cast aluminum EFI bypass fuel pressure regulators. These regulators are fully adjustable between 15-60 psi. They feature an EFI return port, an 1/8" gauge port and an 1/8" 1:1 boost reference port perfect for fuel injection conversions with or without power adders. 1/8" hose barb fitting included.

H12882 polished 85.99 ea
H12886 black 88.99 ea

Billet Fuel Pressure Regulator

Holley billet aluminum bypass fuel pressure regulators. Each one is precision machined from 6061-T6 billet aluminum with a black anodized base and a clear anodized top. These regulators are fully adjustable between 4-60 psi for either carbureted or fuel injected applications. They feature a dedicated bypass/return port, an 1/8" gauge port and an 1/8" 1:1 boost reference port perfect for fuel injection conversions with or without power adders. 1/8" hose barb fitting included.

H12879 3/8" inlet/outlet 186.99 ea
H12880 6AN inlet/outlet 186.99 ea



H12880

Universal Bypass Regulator

A dual purpose, universal regulator for EFI or for Carbureted street/strip applications. Features pressure adjustable from 3 to 20 psi with standard spring, (installed) or from 20 to 60 psi with high pressure spring (included). Offers the full flow and rock steady fuel pressure that only a dynamic, Aeromotive bypass regulator provides. Capable of regulating any fuel pump between 100 and 250 gph, fuel pressure rises on a 1:1 ratio when referencing boost. All ports are 3/8" National Pipe Thread taper (NPT), with one inlet and three outlets on the main body and one return port on the bottom. Bypass design provides the ultimate, dynamic fuel pressure control.

Note: Requires a return line to be installed from the bottom of the regulator to the top of the tank.

Emissions Note: ③ Non-CARB compliant (not legal for emission controlled vehicles).

3 Port 3/8" NPT
A9713301 221.99 ea

Carbureted Bypass Regulator

For use when converting from fuel injection to carburetion using the EFI pump in a carbureted application. Perfect for naturally aspirated or 'blow-through' supercharged engines. Features base fuel pressure adjustable from 3-15 psi, 1 o-ring boss fitting (ORB-10) inlet port and 1 o-ring boss fitting (ORB-08) return port, fuel pressure rises on a 1:1 ratio when referencing boost, bypass design provides the ultimate, dynamic fuel delivery system, ideal for converting from fuel injection to carburetion using the stock, in-tank pump, EFI conversions will require a larger than stock return line for proper low pressure control. Includes two o-ring boss fittings (ORB-06) outlet ports and 1/8" National Pipe Thread taper (NPT) gauge port.

Note: Requires Army/Navy fitting (AN-08) return line from bottom of regulator back to top of the tank.

Emissions Note: ③ Non-CARB compliant (not legal for emission controlled vehicles).

A9713204 2 port 231.99 ea



New!

EFI Bypass Regulator

Performance EFI regulator designed for medium to high horsepower applications. This regulator features Aeromotive's high flow design, superb pressure control and legendary durability. Features base pressure adjustable from 40-75 psi, gasoline and alcohol compatible, fuel pressure rises on a 1:1 ratio with boost, 1/8" National Pipe Thread taper (NPT) gauge port. Includes 2 o-ring boss fittings (ORB-06) inlet ports and 1 o-ring boss fitting (ORB-06) return port.

Emissions Note: ③ Non-CARB compliant (not legal for emission controlled vehicles).

A9713109 adjustable with EFI 221.99 ea



Fuel Pump Safety Switch

This safety feature is a must have for any electric fuel pump vehicle. This safety switch monitors the tach signal to limit when an electric pump can operate. When the key is first turned on, the fuel pump is allowed to run for three seconds, priming the fuel system. After that, it only operates if the engine is running. If the engine stops, so does the fuel pump. No plumbing into the oil lines or no extra priming button under the dash is required.

RE12003 64.99 ea



Fuel Pump Safety Switch

This fuel pump safety switch shuts off fuel flow whenever oil pressure drops below 15 psi. This adds a safety factor in case of an accident or engine stall. Designed for 12 Volt electrical systems and can be teed into the oil pressure sending unit with an 1/8" NPT tee.

77872 36.99 ea



Universal Fuel Pump Relay Set

Choose from a standard fuel pump relay or a weatherproof fuel pump relay which is perfect for the harsh weather conditions. Weatherproof relay set provides complete protection from the elements and ensures reliable, dependable performance utilizing a heavy-duty waterproof relay, weatherproof circuit breaker covers and extreme condition weatherproof shrinkable crimp-on terminals.

50102 standard 31.99 set
30131 weatherproof 48.99 set

Fuel Pump Relay

This universal fuel pump relay will ensure proper wiring which reduces the risk of damaging the fuel pump, and offers consistent fuel pressure. This relay is used with fuel pump part #E1791 or #E1792.

E1795 universal relay 79.99 ea



Performance Carburetors

Thunder Series Carburetor



Edelbrock Thunder Series carburetors share all the performance advantages of the popular Performer Series but with innovative new features. These carburetors include all of the performance features of the Performer Series carburetors and also include distinctive black hardware, dual fuel inlets (shipped with left side plugged), lightweight ball burnished and CNC profiled body, and the Quick-Tune secondary. They're available in 650 cfm and 800 cfm sizes with manual or electric choke. There's even a 650 cfm version specifically designed for off-road vehicles. These Edelbrock carburetors bolt-on and run right out of the box! Simply dependable, proven performance for almost any carbureted vehicle. All Edelbrock carburetors include an installation kit and owners manual.

Emissions Note: * ③ Non-CARB compliant (not legal for emission controlled vehicles).

Standard Finish

| | | | |
|--------|---------|------------------|-----------|
| E1905 | 650 cfm | manual choke.. | 407.99 ea |
| E1906* | 650 cfm | electric choke.. | 446.99 ea |
| E1913* | 800 cfm | electric choke.. | 489.99 ea |



Performer Series Carburetor

By design, Performer Series square bore carburetors are refined to provide the widest possible torque range when matched with Edelbrock Performer, Performer RPM, RPM Air Gap or Torker II manifold and camshaft combinations. However, these carburetors are not limited to these applications, they also match well with most stock and other manifolds of similar design. Performer Series square bore carburetors are all aluminum, ball burnished and lightweight. There are no power valves to blow out or plastic parts to break. The 2 piece construction resists warping and the metering rods can be changed in seconds without removing the carburetor. All Edelbrock carburetors come with an installation kit and owners manual.

Emissions Note: * ① CARB EO compliant (50 states legal). ** ③ Non-CARB compliant (not legal for emission controlled vehicles). † Black power coated.

Standard Finish

| | | | |
|---------|---------|--------------------|-----------|
| E1404** | 500 cfm | manual choke ... | 435.99 ea |
| E1403** | 500 cfm | electric choke ... | 493.99 ea |
| E1400* | 600 cfm | electric choke ... | 498.99 ea |
| E1405** | 600 cfm | manual choke ... | 394.99 ea |
| E1406** | 600 cfm | electric choke ... | 428.99 ea |
| E1407** | 750 cfm | manual choke ... | 451.99 ea |
| E1411** | 750 cfm | electric choke ... | 494.99 ea |
| E1412** | 800 cfm | manual choke ... | 538.99 ea |
| E1413** | 800 cfm | electric choke.... | 561.99 ea |



650 CFM Carburetor

This Holley 4150 Series 650 cfm 4 barrel carburetor is ideal for most moderate performance small block V8 engines. It features center hung float bowls, a universal throttle lever, vacuum secondaries, and an electric choke.

Emissions Note: ③ Non-CARB compliant (not legal for emission controlled vehicles).

| | | | |
|--------|---------|--------------------|-----------|
| H80783 | 650 cfm | electric choke.... | 683.99 ea |
|--------|---------|--------------------|-----------|



390 CFM Carburetor

This Holley 4160 Series 390 cfm 4 barrel carburetor is ideal for small displacement V8 or V6 engines. It features side hung float bowls, a universal throttle lever, vacuum secondaries, and an electric choke. This is one of the simplest ways to get more performance from your engine.

Emissions Note: ③ Non-CARB compliant (not legal for emission controlled vehicles).

| | | | |
|-------|---------|------------------|-----------|
| H8007 | 390 cfm | four barrel..... | 765.99 ea |
|-------|---------|------------------|-----------|




Street Avenger Carburetor

The Holley 4150 Series Street Avenger Series carburetors are dyno-tested, and calibrated for performance on the street. They feature the No Trouble™ adjustable vacuum secondary, 4 vacuum ports, electric choke, external float adjustment, and the new Gen IV Power Valve. If you're looking for better throttle response, quicker acceleration, enhanced fuel economy and superior driveability, the Street Avenger carbs are your answer.

Emissions Note: ③ Non-CARB compliant (not legal for emission controlled vehicles).

| | | | |
|--------|---------|----------------|-----------|
| H80570 | 570 cfm | 4 barrel | 626.99 ea |
| H80670 | 670 cfm | 4 barrel | 620.99 ea |
| H80770 | 770 cfm | 4 barrel | 626.99 ea |



New!



750 CFM Carb Main Body

Direct replacement components to turn a street carburetor into a high-performance carb: get that extra performance out of your ride in less than 30 minutes! Add up to 25-50 HP with PROFORM's 100% new, high-performance carburetor main body (no re-built components). Easy swap-in, swap-out installation utilizing existing metering blocks, fuel bowls, and baseplate. Involves only 14 screws. Has adjustable screw-in air bleeds, high-performance down-leg boosters. Get maximum air flow with no air horn, choke tower, or choke control. Includes: instructions, all necessary non-stick replacement gaskets, and high-performance jet kit.

Note: Main body does not retain vacuum advance port in original metering block.

Emissions Note: ③ Non-CARB compliant (not legal for emission controlled vehicles).


| | | |
|--------|-------|-----------|
| 67101C | | 149.99 ea |
|--------|-------|-----------|

Vacuum Secondary Carburetor

These classic Holley 4160 Series carburetors are available in several sizes and with manual or electric choke. These carburetors feature vacuum secondaries and power valve blow out protection. Bright chromate finish.

Emissions Note: * ③ Non-CARB compliant (not legal for emission controlled vehicles).

| | | | |
|---------|---------|--------------------|-----------|
| H1850* | 600 cfm | manual choke.... | 437.99 ea |
| H80457* | 600 cfm | electric choke.... | 456.99 ea |
| H3310* | 750 cfm | manual choke.... | 483.99 ea |
| H80508 | 750 cfm | electric choke.... | 477.99 ea |




Double Pumper Carburetor

Holley 4150 Series double pumper carburetors are available in several sizes and with manual or electric choke. Carburetors feature mechanical secondaries, center hung float bowls and power valve blow-out protection. Double Pumper is designed for use on lightweight vehicles with a MT or AT with a high stall and low rear end gears.

Emissions Note: ③ Non-CARB compliant (not legal for emission controlled vehicles).

| | | | |
|--------|---------|-------------------|-----------|
| H4776 | 600 cfm | manual choke... | 745.99 ea |
| H4777E | 650 cfm | electric choke... | 724.99 ea |
| H4778 | 700 cfm | manual choke... | 796.99 ea |
| H4779E | 750 cfm | electric choke... | 776.99 ea |
| H4779 | 750 cfm | manual choke... | 776.99 ea |
| H4781 | 850 cfm | manual choke... | 838.99 ea |



Polished Double Pumper Carburetor

Holley 4150 Series double pumper carburetors are available in several sizes and with manual or electric choke. Carburetors feature mechanical secondaries, center hung float bowls, and power valve blow-out protection. Double pumper is designed for use on lightweight vehicles with a MT or AT with a high stall and low rear end gears.

Emissions Note: ③ Non-CARB compliant (not legal for emission controlled vehicles).

| | | | |
|---------|---------|-------------------|-----------|
| H4776S | 600 cfm | manual choke... | 651.99 ea |
| H4777S | 650 cfm | manual choke.... | 651.99 ea |
| H4777SE | 650 cfm | electric choke... | 651.99 ea |
| H4779S | 750 cfm | manual choke.... | 693.99 ea |
| H4779SE | 750 cfm | electric choke... | 693.99 ea |
| H4781S | 850 cfm | manual choke... | 741.99 ea |



Performance Carburetors

Street Avenger 2 Barrel Carburetor

The Holley 2300 Series Street Avenger™ Series carburetors are the first true performance carbs specifically designed, dyno-tested, and calibrated for performance on the street. They feature the adjustable vacuum secondary, 2 vacuum ports, electric choke, external float adjustment, and the new Gen IV Power Valve. A 3/4" fuel line connection is included.

Emissions Note: Ⓢ Non-CARB compliant (not legal for emission controlled vehicles).

| | | | |
|--------|---------|---------------|-----------|
| H80350 | 350 cfm | 2 barrel..... | 527.99 ea |
| H80500 | 500 cfm | 2 barrel..... | 558.99 ea |



H80500

Die-Cast Carburetor

Brawler die-cast carburetors are made from lightweight die-cast aluminum components and are available in both vacuum and mechanical secondary models. They offer all the tunability and options found on more expensive carburetors in the market, including a beautiful appearance, electric choke, and four corner idle adjustment on all mechanical secondary models.

Emissions Note: Ⓢ Non-CARB compliant (not legal for emission controlled vehicles).

| Vacuum Secondary | | | |
|-------------------------|---------|-------------------|-----------|
| BR67253 | 570 cfm | electric choke .. | 499.99 ea |
| BR67270 | 600 cfm | electric choke .. | 435.99 ea |
| BR67271 | 600 cfm | manual choke .. | 435.99 ea |
| BR67256 | 670 cfm | electric choke .. | 558.99 ea |
| BR67258 | 770 cfm | electric choke .. | 558.99 ea |

| Mechanical Secondary | | | |
|-----------------------------|---------|-------------------|-----------|
| BR67254 | 600 cfm | electric choke .. | 535.99 ea |
| BR67255 | 650 cfm | electric choke .. | 546.99 ea |
| BR67276 | 650 cfm | electric choke .. | 455.99 ea |
| BR67277 | 650 cfm | manual choke .. | 455.99 ea |
| BR67257 | 750 cfm | electric choke .. | 579.99 ea |



BR67254

Street Carburetor

Brawler Street carburetors includes billet metering blocks with the latest technology in air/fuel calibrations for today's street or race engine demands. They also feature billet throttle bodies for superior durability and throttle shaft stability. Brawler Street models offer many high end options found on more expensive carburetors.

Emissions Note: Ⓢ Non-CARB compliant (not legal for emission controlled vehicles).

| Vacuum Secondary | | | |
|-------------------------|---------|-------------------|-----------|
| BR67207 | 650 cfm | silver/black | 614.99 ea |
| BR67317 | 680 cfm | black/red | 630.99 ea |
| BR67208 | 750 cfm | silver/black | 637.99 ea |
| BR67319 | 670 cfm | black/red | 630.99 ea |

| Mechanical Secondary | | | |
|-----------------------------|---------|-------------------|-----------|
| BR67211 | 600 cfm | silver/black | 591.99 ea |
| BR67316 | 600 cfm | black/red | 650.99 ea |
| BR67212 | 650 cfm | silver/black | 614.99 ea |
| BR67318 | 650 cfm | black/red | 644.99 ea |
| BR67213 | 750 cfm | silver/black | 637.99 ea |
| BR67320 | 750 cfm | black/red | 644.99 ea |
| BR67214 | 850 cfm | silver/black | 648.99 ea |
| BR67314 | 850 cfm | black/purple ... | 773.99 ea |



CB67207



CB710600

Technology Slayer Carburetor

Affordable, vacuum secondary street carburetors featuring all aluminum construction and hand built quality. They are designed with a secondary metering plate with changeable jets, eliminating the need for a costly secondary metering block.

Note: This product is not CARB exempt. May not be used in California or states with similar emissions laws except on pre-1976 vehicles.

| Emissions Note: Ⓢ Non-CARB compliant (not legal for emission controlled vehicles). | | | |
|---|---------|----------------|-----------|
| CB710600 | 600 cfm | electric choke | 459.99 ea |
| CB710750 | 750 cfm | electric choke | 496.99 ea |

Technology Hot Rod Carburetor

Made from lightweight aluminum castings and packed full of features, these carburetors are sure to make your hot rod run its best! Hand assembled and engine tested in the USA! Available in both vacuum and mechanical secondary configurations.

Note: This product is not CARB exempt. May not be used in California or states with similar emissions laws except on pre-1976 vehicles.

Emissions Note: Ⓢ Non-CARB compliant (not legal for emission controlled vehicles).

| Mechanical Secondary Carburetors | | | |
|---|---------|-------|-----------|
| CB711650 | 650 cfm | | 651.99 ea |
| CB711750 | 750 cfm | | 724.99 ea |

| Vacuum Secondary Carburetors | | | |
|-------------------------------------|---------|-------|-----------|
| CB711680 | 680 cfm | | 631.99 ea |
| CB711780 | 780 cfm | | 651.99 ea |



CB711780



CB712750

Super Street Carburetor

Super Street carburetors are available with vacuum secondaries, which use fuel bowls with single sight glass windows, or a mechanical secondary design featuring dual inlet, dual sight glass 4500 style fuel bowls with links to tune the secondary opening rate.

Note: This product is not CARB exempt. May not be used in California or states with similar emissions laws except on pre-1976 vehicles.

| Emissions Note: Ⓢ Non-CARB compliant (not legal for emission controlled vehicles). | | | |
|---|---------|-----------------|-----------|
| Mechanical Secondary Carburetors | | | |
| CB712750 | 750 cfm | | 879.99 ea |
| CB712751 | 750 cfm | annular booster | 910.99 ea |
| CB712850 | 850 cfm | | 879.99 ea |

| Vacuum Secondary Carburetors | | | |
|-------------------------------------|---------|-------|-----------|
| CB712780 | 780 cfm | | 817.99 ea |

Street Demon Carburetor

The Street Demon redefines the street carburetor with clean looks, brisk performance, and universal design. Available in 625 and 750 cfm, the Street Demon supports stock and mildly modified V8's with smooth, crisp throttle response. A dual bolt pattern works with most 4 barrel spread bore and square flange intake manifolds. Includes integrated 700R4/200R4 transmission kickdown location and electric choke. Choose from all-aluminum construction or a polymer main body design. Made in USA.

Emissions Note: Ⓢ Non-CARB compliant (not legal for emission controlled vehicles).

| 625 CFM Carburetors | | | |
|----------------------------|------------------------|-------|-----------|
| D1900 | ball burnished finish | | 449.99 ea |
| D1901 | with polymer main body | | 449.99 ea |

| 750 CFM Carburetors | | | |
|----------------------------|------------------------|-------|-----------|
| D1903 | ball burnished finish | | 498.99 ea |
| D1904 | with polymer main body | | 498.99 ea |



D1900

Race Series Carburetor

PROFORM's Race Series Carburetors are hand assembled in Bowling Green, Kentucky utilizing PROFORM high flow carburetor main body, durable billet metering blocks, aluminum fuel bowls, and a high-performance billet throttle base plate. These dual fuel feed inlet carburetors are equipped with a square bore base plate.

Emissions Note: * Ⓢ Non-CARB compliant (not legal for emission controlled vehicles).

| Mechanical Secondaries | | | |
|-------------------------------|---------|---------------|-----------|
| 67199* | 650 cfm | no choke..... | 599.99 ea |
| 67200* | 750 cfm | no choke..... | 599.99 ea |
| 67201* | 850 cfm | no choke..... | 619.99 ea |
| 67202* | 950 cfm | no choke..... | 669.99 ea |

| Vacuum Secondaries | | | |
|---------------------------|---------|---------------|-----------|
| 67204 | 650 cfm | no choke..... | 563.00 ea |



67200

New!



1306EDL


Race Series Carburetor

Edelbrock VRS-4150 race and performance carburetors are street friendly but race ready. The 3.75" tall cast aluminum main body fits all 4150 and 4500 carb flange manifolds without requiring an adapter plate. Multiple vacuum hook ups keep this carburetor usable on the street but still ready for the track with larger capacity fuel bowls and four circuit billet metering blocks. The floats have corner cuts to avoid shutting off the fuel flow during hard cornering, and jet extender notches and jet extenders in the rear to keep the jets covered in fuel under hard acceleration. The advanced idle circuit features interchangeable idle discharge jets in all four corners to allow for a smooth, clean idle with the use of big, low vacuum camshafts.

Emissions Note: Ⓢ Non-CARB compliant (not legal for emission controlled vehicles).

| | | | |
|---------|---------|-------|-----------|
| 1306EDL | 650 cfm | | 813.99 ea |
| 1307EDL | 750 cfm | | 875.99 ea |
| 1308EDL | 850 cfm | | 957.99 ea |

Replacement Carburetor



MN2904



MN2900



MN2924



MN2929

1964-76 Remanufactured Carburetor

Highest quality remanufactured carburetor for 1964-76 Mopar models with 6 or 8 cylinder engines. Carburetors are available for Slant Six, LA V8, B series V8 and RB series V8 and available for a variety of applications. Choose from Holley, Carter, Stromberg, or Rochester carbs. Each carburetor is thoroughly remanufactured with the highest quality components and tested to ensure optimum performance and fuel economy.

Note: *Features solenoid lever opposite the throttle arm.
**Does not feature solenoid opposite the throttle arm.

1 Barrel Carburetors for Slant Six Engines

Holley Carburetors

| | | | |
|--------|------|-----------------------------|-----------|
| MN2944 | 1970 | except California | 152.99 ea |
| MN2946 | 1974 | | 159.99 ea |
| MN2949 | 1975 | w/ECS & w/o idle enrichment | 159.99 ea |

Holley Carburetors with AT

| | | | |
|--------|------|--------------------------------|-----------|
| MN2947 | 1975 | Dart w/ECS & idle enrichment.. | 159.99 ea |
| MN2948 | 1975 | w/o ECS..... | 159.99 ea |
| MN2951 | 1976 | except CA | 159.99 ea |

Holley Carburetors with MT

| | | | |
|--------|------|-----------------|-----------|
| MN2950 | 1975 | w/o ECS..... | 159.99 ea |
| MN2949 | 1976 | except CA | 159.99 ea |

Carter Carburetors

| | | | |
|--------|------|-----------------|-----------|
| MN2938 | 1968 | with AT | 149.99 ea |
| MN2939 | 1969 | | 183.99 ea |
| MN2943 | 1970 | except CA | 164.99 ea |
| MN2941 | 1970 | CA only | 149.99 ea |
| MN2941 | 1971 | | 149.99 ea |

2 Barrel Carburetors for LA & R/B Engines

Holley Carburetors

| | | | |
|--------|------|----------------------------|-----------|
| MN2908 | 1971 | | 199.99 ea |
| MN2908 | 1972 | except CA | 199.99 ea |
| MN2974 | 1972 | CA only, except 400ci..... | 219.99 ea |
| MN2910 | 1974 | | 199.99 ea |

2 Barrel Carbs for LA & R/B Engines - Cont.

Holley Carburetors with AT

| | | | |
|--------|---------|--------------------|-----------|
| MN2962 | 1973 | 360 only | 152.99 ea |
| MN2909 | 1973 | 400 only | 152.99 ea |
| MN2911 | 1975 | w/solenoid | 173.99 ea |
| MN2914 | 1975-76 | w/o solenoid | 159.99 ea |

Carter Carburetors with MT

| | | | |
|--------|---------|-----------------|-----------|
| MN2957 | 1966-67 | CA only | 139.99 ea |
| MN2957 | 1968-69 | | 139.99 ea |
| MN2957 | 1970 | except CA | 139.99 ea |
| MN2959 | 1970 | CA only | 149.99 ea |
| MN2959 | 1971 | | 149.99 ea |
| MN2959 | 1972 | except CA | 149.99 ea |
| MN2963 | 1973 | | 149.99 ea |
| MN2968 | 1974 | except CA | 142.99 ea |
| MN2967 | 1974 | CA only | 203.99 ea |
| MN2968 | 1974 | except CA | 142.99 ea |
| MN2967 | 1974 | CA only | 203.99 ea |
| MN2971 | 1975 | | 167.99 ea |
| MN2968 | 1976 | | 142.99 ea |

Carter Carburetors with AT

| | | | |
|----------|------|-------------------------------|-----------|
| MN2976 | 1973 | except CA | 125.99 ea |
| MN2975 | 1973 | CA only | 209.99 ea |
| MN2966 | 1974 | except CA | 142.99 ea |
| MN2965 | 1974 | CA only | 179.99 ea |
| MN2905 | 1975 | w/o venturi vacuum | 152.99 ea |
| MN2904** | 1976 | w/o solenoid | 167.99 ea |
| MN2906* | 1976 | CA only | 157.99 ea |
| MN2904** | 1976 | w/air pump, except CA | 167.99 ea |
| MN2907 | 1976 | w/o air pump, except CA | 157.99 ea |

Stromberg Carburetors

| | | | |
|--------|---------|-----------------|-----------|
| MN2953 | 1964-65 | Stromberg | 189.99 ea |
| MN2955 | 1966-67 | Stromberg | 152.99 ea |

Rochester Carburetor

| | | | |
|--------|------|-----------------|-----------|
| MN2960 | 1971 | Rochester | 189.99 ea |
|--------|------|-----------------|-----------|

2 Barrel Carburetors for B Engines

Carter Carburetors

| | | | |
|--------|---------|--------------------|-----------|
| MN2900 | 1964-67 | except 1964 Polara | 159.99 ea |
| MN2901 | 1968-69 | | 159.99 ea |
| MN2903 | 1970 | except CA | 129.99 ea |
| MN2902 | 1970 | CA only | 132.99 ea |
| MN2902 | 1971 | | 132.99 ea |

Stromberg Carburetor

| | | | |
|--------|---------|--|-----------|
| MN2916 | 1965-67 | | 179.99 ea |
|--------|---------|--|-----------|

4 Barrel Carburetors for R/B Engines

Holley Carburetors - Including Challenger

| | | | |
|--------|---------|----------------|-----------|
| MN2924 | 1967-69 | 440 only | 275.99 ea |
| MN2973 | 1971 | 383 only | 214.99 ea |
| MN2925 | 1972 | 440 w/AT | 209.99 ea |

Carter Carburetors

| | | | |
|--------|---------|----------------------------|-----------|
| MN2918 | 1971 | 440 w/AT | 275.99 ea |
| MN2920 | 1973-74 | 440 w/AT | 244.99 ea |
| MN2929 | 1973-74 | 440 HP w/AT | 244.99 ea |
| MN2920 | 1974 | 440 HP w/AT, CA only | 244.99 ea |
| MN2913 | 1975 | w/AT, except CA | 239.99 ea |
| MN2912 | 1975-76 | w/AT, CA only... | 367.99 ea |
| MN2913 | 1976 | w/AT, except CA w/HP | 239.99 ea |

4 Barrel Carburetors for B Engines

Carter Carburetors

| | | | |
|--------|------|--------------------------|-----------|
| MN2918 | 1971 | w/AT | 275.99 ea |
| MN2919 | 1972 | | 239.99 ea |
| MN2920 | 1974 | w/AT | 244.99 ea |
| MN2969 | 1974 | | 289.99 ea |
| MN2913 | 1975 | with AT | 239.99 ea |
| MN2912 | 1975 | with AT, except CA wagon | 367.99 ea |
| MN2913 | 1976 | w/AT, except Lean Burn | 239.99 ea |
| MN2923 | 1976 | w/AT, Lean Burn only.. | 239.99 ea |


Carter Carburetors - CA Wagon Only

| | | | |
|--------|------|--------------------|-----------|
| MN2913 | 1975 | w/AT, w/solenoid | 239.99 ea |
| MN2921 | 1975 | w/AT, w/o solenoid | 316.99 ea |

Carter Carburetors - High-Performance Engines

| | | | |
|--------|------|------------|-----------|
| MN2929 | 1974 | w/AT | 244.99 ea |
|--------|------|------------|-----------|

Holley



1969-70 Six Pack Carburetor



These reproduction carburetors from Holley are nearly exact duplicates of the ones that came on 1969-70 six pack engines, from the vacuum hook ups and fuel inlets to the dichromate finish.

Note: Only center carburetor has a choke.

Emissions Note: ③ Non-CARB compliant (not legal for emission controlled vehicles).

Big Block - Center Carburetors

| | | | | |
|-------|---------|---------|----------|------------|
| H4144 | 1969-70 | 350 cfm | AT | 1008.99 ea |
|-------|---------|---------|----------|------------|



MN45058



MN45059

Six Pack Installation Set



This installation set allows you to hook up a small block or big block six barrel induction system. Includes: throttle cables, fuel lines, coil brackets, linkage kits, chokes, nuts, springs, and washers. For use on 4-speed or automatic transmissions.

Note: Remove pin and spacer for use on 4-speed equipped 1970 vehicles.

| | | | |
|---------|-------------|-----------------|------------|
| MN45058 | 1970-71 | 340 six pack .. | 329.99 set |
| MN45059 | 1969-1/2-70 | 440 six pack .. | 289.99 set |
| MN45060 | 1971 | 440 six pack .. | 339.99 set |



Six Pack Carburetor Linkage



Replacement carburetor linkage for six pack equipped engines. Linkage connects the front and rear carburetors with the center carburetor. Linkage includes gold anodized front and rear carburetor rods with clips, adjusting pivots and pin. Sold assembled.

| | | |
|----------|--------------------|-----------|
| MP700207 | 340 six pack | 49.99 set |
| MP700207 | 440 six pack | 49.99 set |



Carburetor Components



6 Pack Carburetor to Air Cleaner Gaskets

Correct reproduction black Garlock rubber throat gaskets used on the Holley 2300 series carburetors, designed for the 6 barrel setup.

MD2596 8.99 set



Six Pack Upper Fuel Line Set

Each line is manufactured using an exact process that reproduces the correct bends to match the factory original equipment. Precise manufacturing techniques with choice material selection and you can be ensured that you are installing the best reproduction lines available on the market. These lines, will fit your B-Body application without the hassle of bending up your own lines. 3/8" x 24 fittings.

MF568A 340 six pack 26.99 set

Six Pack Choke Assembly

Replacement choke assembly for six pack equipped engines. Features the yellow chromate and zinc finished parts as original.

MP700205 340 six pack 74.99 ea
MP700205 440 six pack 74.99 ea



1970 340 Six Pack Idle Solenoid Bracket

Faithfully manufactured with the stiffening boss and real cadmium-plating, this bracket includes zinc dichromate Coni Keps nuts with the same dimensions as originals. Bolts on top of front carburetor base using rear 2 mounting bolts. A must for any AAR or T/A project!


MF201 solenoid bracket 26.99 ea



Six Pack Vacuum Diaphragm Screw

Correct 8-32 x 5/8" Phillips head screw in the zinc dichromate finish as original. If your Holley Six Pack vacuum diaphragm pot screws are damaged or missing, replace them with these diaphragm screws. Sold individually, six screws are required per carburetor.

MF23299 ea



H37485

Carburetor Set

Standard Rebuild Sets

These sets are just what you need to make your Holley carburetor perform like new again. They include: new gaskets, o-rings, pumps, diaphragms, needles and seats, power valves, and detailed instructions to help you step-by-step through the rebuilding process.

Note: Visit website for specific carburetor number applications of each set.

With Vacuum Secondaries

H37720 600 cfm 4160 41.99 set
H37119 600 cfm 4160 (1850/80457) 42.99 set
H37754 750 cfm 4160 41.99 set


With Mechanical Secondaries

H37485 4150 double pump carbs 58.99 set

Performance Rebuild Set

This set contains all the parts you'll need to perform a complete rebuild on your Holley vacuum secondary or double pumper carburetor. Plus its got extra parts related to carburetor calibration that are required to accomplish a real performance tune. These include accelerator pump discharge nozzles, accelerator pump cams, vacuum secondary springs, and extra gaskets. A carburetor exploded view and detailed tuning guide are also included.

H37933 Holley Trickit Set® 189.99 set



Carburetor Gasket

We now offer a selection of the most commonly needed Holley carburetor gaskets.

Base Gasket and Studs

H10851 4150 & 4160 carbs, .250" 37.99 ea
H10812 4150 & 4160 carbs, 5/16" 30.99 ea

Base Gasket

H10858 4150 & 4160 carbs, .204" 37.99 ea
H10818 4150 & 4160 carbs, 5/16" 33.99 ea
H10810 4150 & 4160 carbs, 1/16" 12.99 ea
H10825 4165 & Quadrajet carbs, 1/4" 32.99 ea

Metering Block

H10889 4150, 4160 & 4165 carbs 14.99 pr
H10890 4150, 4160 & 4165 carbs 19.99 pr
H10891 4150, 4160 & 4165 carbs 19.99 pr


Fuel Bowl

H10883 4150, & 4160 carbs 14.99 pr
H10892 4165 carbs 13.99 pr

Holley Carburetor Air Cleaner Gasket

This circle shaped gasket is installed between the carburetor body and the base of the air cleaner. Its a must for keeping small particles of dirt from entering your engine. They measure 5" in diameter and are available in two thicknesses.


1256633 5" diameter .060" thick 4.99 ea
H10862 5" diameter .200" thick 17.99 ea



Carburetor Gaskets

These are reproductions of the gaskets used on Holley dual float carburetors. This is a 2 piece set consisting of the base gasket as well as the air cleaner gasket. A must when rebuilding your Holley dual float carburetor.

14306 10.99 pr



Carburetor Installation Set

This set contains installation hardware for most Demon 4 barrel carburetors, including mounting studs, washers, nuts, air cleaner studs, vacuum caps, throttle cable balls with bushing adapters for throttle levers and 3 types of base gaskets for square and spread bore carburetors, and a gasket for the Street Demon.

D160049 31.99 set




MP710135

1960-73 Carter Carburetor Rebuild Kit

These kits are just what you need to rebuild your Carter AVS and BBS carburetor. Includes: gaskets, pump, needles, and seats with step-by-step instructions.

MP110144 1960-71 BBS 1 bbl 64.99 ea
MP210143 1960-73 BBS 2 bbl 62.99 ea
MP710135 1968 AVS 4 bbl 69.99 ea
MP410138 1969-71 AVS 4 bbl 74.99 ea



ED1920

1967-89 Quadrajet Carburetor Rebuild Set

Bring your carburetor back to original working order by replacing the crucial components with this complete rebuild set for use with original or Edelbrock replacement Quadrajet carburetors. Each part is manufactured to exact specifications assuring a quality part and an authentic rebuild. Includes all parts and gaskets necessary for a complete rebuild. Available for 1967-89 models.

ED1920 1967-78 750 cfm 39.99 set
ED1921 1975-89 795 cfm 39.99 set

Carburetor Components



MADE IN USA

Street Demon TPS Set

When using an electronic overdrive transmission, such as a 4L60E, with a carbureted engine, the transmission control unit requires a throttle position signal. This sensor bolts on to the carburetor and sends the proper signal to the computer. The simple design allows for easy calibration and voltage adjustments. Includes all necessary installation hardware. Made in USA.

D1951 Street Demon TPS..... 266.99 set



Holley

Throttle Solenoid

Some vehicles require a throttle solenoid to be used with Holley carburetors. This is a replacement unit manufactured by Holley. Also available are the solenoid bracket #H209, and nut #H2657.

H4674 Holley throttle solenoid..... 134.99 ea
H209 bracket..... 15.99 ea
H2657 nut 14.99 ea



MADE IN USA

Street Demon Throttle Solenoid Set

Some vehicles, especially vehicles with air conditioning, require a throttle solenoid to automatically increase engine RPM. This throttle solenoid set from Demon Fuel Systems includes the solenoid, bracket, and mounting nut. Made in USA.

D1950 Street Demon..... 182.99 set



Holley

Accelerator Pump Cam Set

This set will allow you to "tailor" accelerator pump performance to the engine's actual requirements. Each cam has a different shape to give different results. The shape of each cam directly affects the accelerator pump stroke and pump capacity. A steeply rising cam shape will give a fast, heavy fuel shot right off idle. Conversely, a gentle sloping ramp will spread the pump action over a longer period of time.

H2012 includes 8 pump cams 41.99 set



DEMON
FUEL SYSTEMS

Street Demon Calibration Set

This calibration set allows fine tuning of Street Demon carburetors. Although the carburetors are already fine tuned other adjustments and modifications may be necessary for optimal performance in built engines with large cams. This set includes an assortment of primary jets, metering rods and step-up springs along with secondary jets all in a convenient plastic storage case.

D1921 124.99 set



Edelbrock

Carburetor Calibration Set

These sets include a selection of metering rods, jets, and step up springs that allow fine tuning and calibration of Edelbrock Performer and Thunder Series carburetors for mildly to extremely built motors, especially motors with performance camshafts that cause low intake manifold vacuum. Made in USA.

Emissions Note: Ⓢ Non-CARB compliant (not legal for emission controlled vehicles).

Performer Series Sets

E1479 for 1405 models 91.99 set
E1480 for 1407, 1410, 1412 and 1413 89.99 set
E1486 for 1403, 1404, 1801 models ... 85.99 set
E1486 for 1802, 1803 & 1804 models 85.99 set
E1487 for 1406 models 62.99 set
E1488 for 1409 models 84.99 set
E1489 for 1411 models 73.99 set

Thunder AVS Series Sets

E1840 for 1805 and 1806 models..... 82.99 set
E1841 for 1812 and 1813 models..... 99.99 set
E1842 for 1826 models 83.99 set



Holley

Jet Assortment Set

The Holley jet assortment set is the professional way to track tune your Holley carburetor for top performance. The set consists of 2 each of 36 different jet sizes ranging from #64 to #99. The jets are contained in a plastic case that keep them separated and make them easily accessible. Jet sizes selected will give the broadest range of adjustment and performance for most performance carburetor applications.

H36181 jet assortment 88.99 set

H122 47 = Main Jet Size #47



Carburetor Main Jets

Holley jets are the professional way to track tune your Holley carburetor for top performance. They are sold in sets of 2 and are available in jet sizes ranging from #40 to #110. The jets will give the broadest range of adjustment to get the most performance out of your Holley carburetor.

Important: Please specify jet size at the end of the part number when ordering. See chart above for more information.

H122 specify jet size, #40 to #110..... 12.99 pr



67454

H12565

Power Valves and Installation Tool

The power valve is a key component of the power enrichment system of Holley performance carburetors. These power valves incorporate "power valve blow out protection". Power valve installation tool is also available, and sold separately.

Power Valve - Standard Flow

H12525 2.5" Hg..... 15.99 ea
H12535 3.5" Hg..... 14.99 ea
H12545 4.5" Hg..... 14.99 ea
H12555 5.5" Hg..... 15.99 ea
H12565 6.5" Hg..... 14.99 ea
H12585 8.5" Hg..... 15.99 ea
H125105 10.5" Hg..... 15.99 ea

Power Valve - High Flow

H125125 2.5" Hg..... 27.99 ea
H125135 3.5" Hg..... 27.99 ea
H125145 4.5" Hg..... 27.99 ea
H125155 5.5" Hg..... 27.99 ea
H125165 6.5" Hg..... 27.99 ea
H125185 8.5" Hg..... 27.99 ea

Installation Tool

67454 anodized aluminum 29.99 ea



H121135

H12140

Accelerator Pump Squirters

We offer several sizes and styles of accelerator pump squirters. Choose from straight type or tube style to fit 4150, 4160, and 4500 series carburetors. All include 2 gaskets.

Straight Type

H121125 .025 straight..... 23.99 set
H121128 .028 straight..... 23.99 set
H121131 .031 straight..... 23.99 set
H121135 .035 straight..... 20.99 set
H121137 .037 straight..... 20.99 set
H121140 .040 straight..... 20.99 set
H121142 .042 straight..... 22.99 set
H121145 .045 straight..... 23.99 set

Tube Type

H12125 .025 tube..... 37.99 set
H12128 .028 tube..... 37.99 set
H12131 .031 tube..... 37.99 set
H12135 .035 tube..... 36.99 set
H12137 .037 tube..... 38.99 set
H12140 .040 tube..... 38.99 set
H12142 .042 tube..... 40.99 set

Carburetor Components




Carb Dual-Feed Fuel Line




Made from aircraft quality Buna-N neoprene hose encased in braided stainless steel, this fuel line is temperature, gas, and oil resistant. Made for 3/8" NPT fittings, the fuel line is adjustable between the carb bowls from 7-1/2" to 11-1/2". Includes 1/8" pipe fitting and plug for optional fuel pressure gauge, etc. Hose inlet nipple not included.

E8101 130.99 ea




billet aluminum

H3439



chromed copper

H34150



chromed copper

H34160

Dual Feed Fuel Line



We offer billet aluminum or chromed copper fuel lines for Holley carburetors. Billet Aluminum line is an adjustable line for Holley 4150 or 4500 carburetors. It is manufactured with a -8 AN inlet and 3/8" NPT port at the rear with 7/8"-20 threads for the fuel ball inlets. The chromed hard lines are manufactured with seamless copper tubing and are double flared at the ends with 5/8"-18 inverted flare inlets that measure 9-1/4" center to center.


Black Anodized Billet Aluminum Line

H3439 adjustable 4150 & 4500 carbs 360.99 ea

Chromed Copper Hard Line

H34150 4150 carbs 51.99 ea

H34160 4160 carbs 51.99 ea



center to center

66635

Holley Carb Dual-Feed Fuel Line



Chrome dual feed fuel line for use on Holley carbs with 3/8" inlet. High-quality gas lines specifically designed for use on Holley dual feed carburetors. Each gas line will replace the original exactly. Stainless steel construction for a performance appearance and long-lasting dependability.

Emissions Note: (3) Non-CARB compliant (not legal for emission controlled vehicles).

66635 Holley 8-21/32" centers 27.99 ea
66636 Holley 9-5/16" centers 28.99 ea



Vacuum Secondary Diaphragm



This vacuum secondary diaphragm fits most 4150 and 4160 square bore Holley carburetors.

H1354 diaphragm 16.99 ea



A9747397



A9747396



A9747393



3928101

A9747389

Assorted Vacuum Caps



Assorted vacuum caps for almost any automotive repair job. Each vacuum cap is constructed from durable, heat resistant vinyl, and provides a tight fit to prevent vacuum leaks. Excellent for capping lines and hoses while testing carburetors, emission control systems, vacuum lines, and more.

5/32" Vacuum Cap - For 4 Barrel Holley Carb

3928101 1 piece 5/32" black 2.99 ea

Assortment - Colored

Includes four each: 1/8" yellow, 3/16" blue, 1/4" red, 5/16" white, 3/8" black.

A9747397 4 each assorted colors 3.99 set

Assortment - Black

Includes: 5/32", 7/32", 5/16", 3/8", 3/16" x 2, 1/4" x 2.

A9747396 8 piece assortment 3.99 set

A9799350 30 piece assortment 4.99 set

4 Pack - Black

Includes four 5/16" caps.

A9747394 5/16" 2.99 set

5 Pack - Black

Includes five 1/4" caps.

A9747393 1/4" 2.99 set


10 Pack - Black

A9747389 1/8" 7.99 set

A9747392 7/32" 6.99 set

A9750003 1/4" 3.99 set

A9747395 3/8" 8.99 set



Spread Bore Sealing Plate



Holley EFI spread bore sealing plate. This plate adapts a dual bolt pattern square bore carburetor or throttle body to a spread bore manifold and seal properly. Includes a 1/16" thick plate and 2 gaskets.

H90060 33.99 ea



MG1933



MG1929



MG1937

Carburetor to Manifold Adapter Set



Carburetor to manifold adapter sets. These adapters take the hassle out of many common intake, carburetor, and throttle body swaps. They are constructed of die-cast aluminum and include the necessary gaskets and hardware to mount it all up.

Note: Additional modifications may need to be made to achieve proper fit and function.

MG1933 Holley 2300 to Rochester 2G .. 31.99 set

MG1929 Holley 2300 to Quadra-Jet 32.99 set

MG1937 2300/2G to square bore 31.99 set

MG1932 square bore to spread bore 31.99 set

Carburetor Components



T2063



T2280

Carburetor Spacers

Carburetor spacer sets are now available for Holley carburetors. Each set includes mounting hardware and gaskets.


Emissions Note: ③ Non-CARB compliant (not legal for emission controlled vehicles).

Open Center

| | | |
|-------|------------------------------------|-----------|
| T2063 | 3/8" tall "Hiker" | 31.99 set |
| T2094 | 3/8" tall w/vacuum tube, cap ... | 43.99 set |
| T2084 | 1" tall | 31.99 set |
| T2103 | 1" tall w/3/8" fitting for PVC ... | 39.99 set |
| T2081 | 2" tall | 44.99 set |

Ported

| | | |
|-------|-----------------|-----------|
| T2280 | 3/8" tall | 60.99 set |
|-------|-----------------|-----------|



2-4 Inline Phenolic Carburetor Spacers

Reproduction phenolic carb spacers for all 2-4 inline AFB carburetors. Manufactured to factory specs featuring original style thickness and correct size openings.

| | | |
|--------|-------|----------|
| MN3165 | | 45.99 pr |
|--------|-------|----------|



5-1/8" Diameter Carburetor Cover

Keep dirt and contaminants out of your carburetor while working on your engine with the air cleaner removed. Produced using tough plastic construction. For use on all 4 barrel carburetors. 5-1/8" diameter.

| | | |
|-------|----------------|---------|
| T2012 | 4 barrel | 8.99 ea |
|-------|----------------|---------|



Carburetor Wedge Plate

During hard acceleration the float bowls in a carburetor become uneven, causing moderate fuel starvation. This aluminum spacer tilts the carburetor forward 5 degrees to help keep it level. This spacer measures .830" at its thickest point and has a dual bolt pattern for standard Holley, Carter AFB, and Edelbrock carburetors.

Emissions Note: ③ Non-CARB compliant (not legal for emission controlled vehicles).

| | | |
|--------|-------|----------|
| 265030 | | 50.99 ea |
|--------|-------|----------|



3962782

Carburetor Rod Clip

Reproduction carburetor rod to accelerator rod clip. Manufactured to original specifications for a correct replacement. Fits 5/32" rod diameter, LH and RH, 11/64" i.d.

| | | |
|---------|----------|---------|
| J00937 | LH | 2.99 ea |
| 3962782 | RH | 2.99 ea |



Morse Cable Bracket

Chrome-plated bracket for use with Holley or Quadra-jet carburetor linkage plates. Can be used with part #T2333.

Emissions Note: ③ Non-CARB compliant (not legal for emission controlled vehicles).

| | | |
|-------|-------|---------|
| T2334 | | 9.99 ea |
|-------|-------|---------|



1966-71 Hemi Rear Carburetor Fitting

This 90 degree fuel line fitting for 1966-71 B & E-Body vehicles. Located on the rear of the carburetor of all vehicles with Hemi engines. The angle on the fitting allows the air cleaner to seat properly on carburetor.

| | | |
|--------|---------------|----------|
| MP6504 | 1966-71 | 11.99 ea |
|--------|---------------|----------|



H2637

H10897

Transfer Tube O-Ring Seals

These fuel resistant o-rings will help prevent dangerous fuel leaks at your carburetors fuel transfer tube. Both old and new style o-rings are available.

| | | |
|--------|-----------------|----------|
| H2637 | old style | 9.99 pr |
| H10897 | new style | 12.99 pr |




H6506

H6518

Carburetor Needle and Seat

We offer several needle and seat assemblies for Holley carburetors. The seat size determines how much fuel can flow at a certain pressure. Larger sizes flow more fuel. Tune your Holley carburetor to flow the right amount of fuel at the proper pressure with a new Viton-tipped needle and seat.

| | | | |
|-------|------|------------------|----------|
| H6506 | .97 | adjustable | 20.99 ea |
| H6504 | .110 | adjustable | 25.99 ea |
| H6518 | .120 | adjustable | 41.99 ea |
| H6513 | .97 | off-road | 43.99 ea |



14305

end detail

Carburetor Float Bowl Screws

These are reproductions of the screws for Holley dual float carburetor bowls. A must when rebuilding your Holley dual float carburetor.

| | | |
|-------|-----------------------|-----------|
| 14305 | 8 long | 15.99 set |
| MF231 | 8 long, 4 short | 30.99 set |



New! Carburetor Fuel Bowl Screw

Reproduction 2-1/2" flat blade carburetor fuel bowl screw designed in the correct original configuration and head design for the early model Holley carburetors. Correct original appearance featuring the proper zinc dichromate finish and the correct round head.

| | | |
|-------|------------------------------------|---------|
| 14048 | round head 2-1/2" flat blade | 2.99 ea |
|-------|------------------------------------|---------|

Float Adjustment Tool

No more slight-of-hand tricks! Easily adjust your carburetor float level with this hand float adjustment tool. 5/8" socket and built-in screwdriver blade protects your engine and hands from fuel spray.



| | | |
|-------|-------|----------|
| 67443 | | 28.99 ea |
|-------|-------|----------|

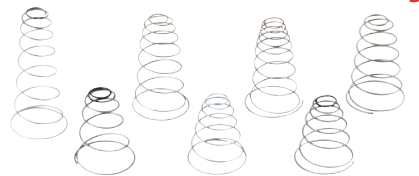
Carburetor Components

Holley


Quick Change Secondary Spring Housing

Make changing your vacuum secondary spring a simple job with this quick change housing. It is simple to install on any vacuum secondary Holley carburetor.

H2059 33.99 set

Holley


Carburetor Secondary Spring Set

This set will allow you to adjust the opening of your secondaries. Includes seven color coded springs from light to heavy.

H2013 set of 7 20.99 set



T2046



T2047




T2106

Carburetor Stud Set

We offer a variety of stud sets to fit just about any Holley or Rochester carburetor. Each set includes: 4 studs, 4 nuts, and 4 washers.

T2046 1-3/8" 4.99 set
T2047 2" 4.99 set
T2106 3" 3.99 set

Holley


Carburetor Ball Stud Set

Install your Holley carburetor and hook it up right with these throttle ball studs.

H202 set of four 19.99 set



MP700232

MP700230



1966-71 Hemi Carbs Rod Swivel

Reproduction carburetor inter-connecting rod swivel and nut for 1966-71 Mopar models with a 426 Hemi engine. These were used on the front and the rear of the carburetor. Cadmium-plated as original and includes zinc phosphate Hex conical nuts.

MP700232 1966-71 front 15.99 ea
MP700230 1966-71 rear 15.99 ea



1969 Air Cleaner Stud/Nut Set

Correct wing nut and stud set for 1969 440 Six Pack with Fresh Air and lift-off style Six Pack hood. Set is produced to exact original specifications and includes 2 studs and 2 wing nuts. These parts will also fit 1966-71 Hemi models with Carter AFB carb. Studs measure 3-7/8" length.


MF650 1969 15.99 set



1970-71 Air Cleaner Stud/Nut Set

Correct stud and wing nut set for 1970-71 340 or 440 Six Pack. Set is produced to exact original specifications and includes 2 studs and 2 wing nuts. Studs measure 2-1/2" length.

MF652 1970-71 21.99 set

New!



MD7128



MD7129



MD7126



MD7127



MD7132



MD7134



MD7130



MD7131



MD7133



MD7136



MD7137

1966-76 Carburetor Linkage Stud and Nut

Reproduction of the carburetor linkage stud and nut.

Note: *Except 1971-73 340 4 barrel.

Studs

| | | | |
|---------|----------|----------------|----------|
| MD7128 | 1967-69 | 4 bbl, 4-speed | 17.99 ea |
| MD7129 | 1967-69 | 4 bbl, auto | 17.99 ea |
| MD7126 | 1966-69 | 426 Hemi, all | 17.99 ea |
| MD7127 | 1966-66 | 426 Hemi, all | 17.99 ea |
| MD7132 | 1969-1/2 | 440 Six Pack | 17.99 ea |
| MD7134 | 1970-71 | 440 Six Pack | 17.99 ea |
| MD7134 | 1971-73 | 340 4 bbl | 17.99 ea |
| MD7130* | 1969-74 | 4 bbl, auto | 17.99 ea |
| MD7131* | 1969-74 | 4 bbl, auto | 17.99 ea |
| MD7131* | 1970 | 340 Six Pack | 17.99 ea |
| MD7133 | 1970-71 | 426 Hemi, all | 20.99 ea |

Nuts

| | | | |
|--------|---------|------------------|----------|
| MD7136 | 1966-70 | early 70 linkage | 11.99 ea |
| MD7137 | 1970-76 | late 70 linkage | 8.99 ea |



Idle Screw Caps

These replacement idle screw caps snap on the idle mixture screws of Carter AVS and Holley carburetors. Applications are available for big block and small block engines. Small block caps are black in color while big block caps are red. Sold as a pair.

Small Block - 273, 318, 340, 360

MF298 black 11.99 pr

Big Block - 383, 400, 440 and Hemi

MF299 red 11.99 pr

Carburetor Components



66180 - installed



Chrome Carb Return Spring Bracket ⚠

This replacement chrome universal carb return bracket is designed to replace the original bracket for most carburetors. Adds a high-performance touch to any carburetor.

66180 4.99 ea



Carter 4 Barrel Choke Assembly ⚠

4 barrel Carter choke assembly. Features correct markings stamped on the choke housing and yellow chromate and zinc finished parts as original. Includes carburetor attaching clip and correct mounting screw.

With Carter AFB Carburetor

MF379 1963-67 V8..... 56.99 ea

With Carter AVS Carburetor

MF200 1968-69 383/440 47.99 ea

MF200 1968-70 340..... 47.99 ea

MF653 1970 383/440 52.99 ea

MF653 1971 440..... 52.99 ea

With Carter ThermoQuad Carburetor

MD7581 1971 340..... 52.99 ea

MD7582 1972 340..... 52.99 ea

Manual Choke Cable

This cable can be used with all manual choke Holley carburetors. Cable length is 6 feet and the control knob has the Holley name prominently displayed.

H45228 6 ft. length 30.99 ea



Manual Choke Cable Mount Hardware ⚠

This universal bracket mounts inside the vehicle under the dashboard to secure the choke control cable. The cable clamp set is for use on Holley model 4010, 4150, and 4160 carburetors only.

Cable Bracket

H45229 universal..... 33.99 ea

Cable Clamp Set

H45456 4010/4150/4160 carbs 22.99 set



1966-69 Hemi Thermal Choke Tubes ⚠

Reproduction thermal choke tubes for 1966-69 Street Hemi models. Each set includes upper and lower tubes and a white heat resistant cover for the upper tube. The lower tube has the correct fitting to screw into the right hand exhaust manifold. Available in OE material or stainless steel.

MD6669 1966-69 OE material 58.99 set

MD6669S 1966-69 stainless steel... 57.99 set



MP700253



MP700252

Carter AVS Dashpot Assembly and Bracket ⚠

Reproduction Carter AVS and AFB Dashpot assembly and bracket for 1968-69 Mopar models with 340, 383, 426, and 440 all for 4-speed applications. Dashpots help keep your car from stumbling when you suddenly lift off the throttle. The set includes: the formed mounting bracket, primary throttle shaft lever, two bracket mounting screws, and the Dashpot assembly with jam nut.


Note: *Used on Carter AVS carburetor numbers 4424S, 4426S, 4428S, 4611S, 4615S, 4711S, and 4617S and MP700252 also fits AFB numbers 4431S and 4620S.

Dashpot Assembly and Bracket

MP700253 1968-69 426 Hemi 141.99 set

Dashpot

MP700252* 1968-69 340, 383, 440.. 46.99 ea



MADE IN
USA

Carter AVS Bracket and Dashpot Assembly ⚠

Excellent reproductions of the Carter AVS bracket, lever, and carburetor dashpot assembly used on all 1968-69 340, 383, and 440 four-speed applications. The kit includes: the formed mounting bracket, primary throttle shaft lever, 2 correct bracket mounting screws, and the dashpot assembly with jam nut. Parts are formed from correct gauge material and are cadmium-plated like originals. Dashpot includes correct manufacturing markings and all the details of an original part. These parts are almost always missing and actually help keep your car from stumbling when you suddenly lift the throttle! Reference Chrysler part #2933 141 for the mounting bracket. Used on Carter AVS carburetor #4424S, 4426S, 4428S, 4611S, 4615S, 4711S, and 4617S.

MP700321 1968-69..... 113.99 ea

New!



6 Cylinder Throttle Rod Seal ⚠

Keep the engine compartment fumes where they belong. Replace your old cracked or missing firewall throttle rod seal with this new replacement assembly. The soft rubber and integrated hard plastic insert allows the throttle rod to move freely for smooth power response. Made for A-Body vehicles with 170-225 CID 6 cylinder engines.

2402339 1963-66 6 cylinder 34.99 ea



E1481

E1843

Throttle Lever Adapter ⚠

This throttle lever adapter fits 1966 and later vehicles to correctly adapt Performer and Thunder Series carburetors for use with the original cables. Works with vehicles equipped with cruise control and includes mounting hardware. Choose from gold iridite plating or black finish.

Emissions Note: Ⓢ Non-CARB compliant (not legal for emission control vehicles).

E1481 gold throttle lever adapter 17.99 ea

E1843 black throttle lever adapter 19.99 ea

Carburetor Components



1968-70 Throttle Cable

Connect the accelerator linkage to the carburetor with this Mopar Performance throttle cable. This cable includes the retaining clip and plug to finish the installation.

MN2225 1968-70 Hemi, 19-3/4" long.. 59.99 ea



MN2227



MN2228



MN2233

1967-76 Throttle Cable

These throttle cables for 1967-76 Mopar models connects the accelerator linkage to the carburetor. Modeled after the originals installed by the factory. Extra long universal throttle cables are available with round or square style end.

Note: For universal extra long cables check firewall hole style before ordering.

| | | | | |
|---------------|---------|-------------|-------|----------|
| A-Body | | | | |
| MN2227 | 1968-72 | 273,318,340 | | 59.99 ea |
| MN2231 | 1967-74 | 383,440 | | 59.99 ea |

| | | | | |
|---------------|---------|---------------|-------|----------|
| B-Body | | | | |
| MN2237 | 1971 | with Six Pack | | 73.99 ea |
| MN2228 | 1971-74 | big block | | 59.99 ea |

| | | | | |
|---------------|---------|---------------|-------|----------|
| E-Body | | | | |
| MN2229 | 1970-74 | small block | | 59.99 ea |
| MN2228 | 1970-74 | big block | | 59.99 ea |
| MN2230 | 1970-74 | Hemi | | 59.99 ea |
| MN2237 | 1971-74 | with Six Pack | | 73.99 ea |

Universal Extra Long Cables

| | | | |
|--------|---------|----------------------|----------|
| MN2234 | 1967-74 | 27" round style end | 44.99 ea |
| MN2233 | 1970-76 | 29" square style end | 53.99 ea |



ML18352

MF2725

1967-76 Throttle Cable Retaining Clips

Reproduction retaining clips used to secure the throttle cable to the firewall on all 1967 and later vehicles with the round throttle cable housing.


| | | | |
|---------|---------|-------------------|---------|
| ML18352 | 1967-76 | A, B, & E-Body .. | 9.99 ea |
| MF2725 | 1970-74 | E-Body .. | 5.99 ea |
| MF2725 | 1971-74 | B-Body .. | 5.99 ea |




Throttle Cable Retaining Clip & Nut

Original equipment for all Chrysler engine applications and no longer available from Chrysler. Correct bright zinc-plated throttle cable retaining clip with black phosphate conical nut as original.

MF226 retaining clip and nut..... 8.99 set



TC10036A



TC10036C



TC10048B



stainless

black stainless

black nylon

Universal Throttle Cable

All Lokar throttle cables are designed with a specially extruded liner to extend the life of the cable. Cables are equipped with aluminum fittings and aluminum ferrule to eliminate fraying. These cut-to-fit cables are available in 24", 36", or 48" lengths with a stainless steel inner wire, and your choice of a stainless steel, black stainless steel or black nylon housing. Clevis is designed to eliminate cotter pins and set screws. Includes installation instructions.

Important: Remember to pull inner wire out before cutting outer housing.

Note: For 1986-93 EFI use TC10024.

Universal Hi-Tech Throttle Cable - Carbureted

| | | | |
|----------|-----|-----------------------|-----------|
| TC10024A | 24" | stainless steel | 83.99 ea |
| TC10024B | 24" | black stainless steel | 83.99 ea |
| TC10024C | 24" | black nylon | 71.99 ea |
| TC10036A | 36" | stainless steel | 95.99 ea |
| TC10036C | 36" | black nylon | 83.99 ea |
| TC10048A | 48" | stainless steel | 106.99 ea |
| TC10048B | 48" | black stainless steel | 106.99 ea |
| TC10048C | 48" | black nylon | 95.99 ea |

LSI/Ram Jet 350

| | | | |
|----------|-----|-----------------|-----------|
| TC30048A | 48" | stainless steel | 106.99 ea |
|----------|-----|-----------------|-----------|

Vortec

| | | | |
|----------|-----|-----------------|-----------|
| TC50048A | 48" | stainless steel | 106.99 ea |
|----------|-----|-----------------|-----------|



DP10001A



DP10001B



DP10001C



Duo-Pak Throttle Cable Set

Lokar Duo-Pak throttle cable sets will easily adapt to most gas pedals and throttle assemblies. Sets feature Lokar's Hi-Tech throttle cable, stainless steel carburetor bracket, and return spring kit. Cables designed with aluminum fittings and aluminum ferrules to eliminate fraying and feature a "U-Cut-to-Fit" stainless inner wire and outer housing. Available in your choice of stainless steel, black stainless steel, or black nylon.

Note: Duo-Pak only available for carbureted applications with Holley, Edelbrock, AFB, Quadrajet and In-Line Dual Quad carbs.

| | | | |
|----------|-----|-----------------|------------|
| DP10001A | 24" | stainless | 130.99 set |
| DP10001B | 24" | black stainless | 130.99 set |
| DP10001C | 24" | black nylon | 118.99 set |
| DP10002A | 36" | stainless | 142.99 set |
| DP10002B | 36" | black stainless | 142.99 set |
| DP10002C | 36" | black nylon | 130.99 set |

OER AUTHORIZED



153665A

153665B



Universal Throttle Cable

OER® Authorized throttle cables are designed with a specially extruded liner to extend the life of the cable. Cables are manufactured in stainless steel and feature aluminum fittings and aluminum ferrule to eliminate fraying. Clevis is designed to eliminate cotter pins and set screws. Includes installation instructions. Measures: 36". Cut-to-fit.

| | | |
|---------|-----------|----------|
| 153665A | stainless | 21.99 ea |
| 153665B | black | 26.99 ea |

Carburetor Components



Idle Solenoid Lower Boot

This lower boot is designed for vehicles with engines that use a fast idle solenoid, including Six Pack and Hemi engines.

MD2398 1964-71..... 14.99 ea

New!



MADE IN USA

1968-73 Six Pack Throttle Linkage Set

Excellent reproduction of the throttle linkage set required to connect the center to the outboard carburetors on both 340 and 440 Six Pack and Six Barrel applications. Correct tapered design throttle rods, correct 3 piece center swivel connector, and threaded rod ends as original. Finished in yellow zinc dichromate and includes both the LH and RH throttle rod clips to connect to each carburetor and center cotter pin. Made in USA.

Threaded Rods, Rod Ends & Swivel Connector
HWC14867 1968-73 10 piece..... 52.99 set

New!



MADE IN USA

1968-73 Six Pack Throttle Linkage Set

Reproduction Six Pack carburetor throttle rods with clips for Mopar models with 340 and 440 Six Pack applications. These rods connect the center carburetor to the front and rear carburetors and are not included when you purchase a new set of carburetors. Includes both the LH and RH throttle rod clips to connect to each carburetor. Finished in "light" yellow zinc dichromate. Great for that restoration and a must for a new installation. Made in USA.

Threaded Rods with Clips
MP700233 1968-73 4 piece..... 22.99 pr




MP700200

1966-71 Hemi Throttle Linkage

Replacement progressive throttle linkage for 1966-71 Hemi models with inline 2-4 barrel carburetors. Includes the correct plated ends, ball end bolt for throttle cable and mounting bolt. Available for standard setup and Stage Five or Marine intake carburetor linkage.

MP700200 1966-71 original Hemi carb 114.99 ea
MP700201 1966-71 Marine Hemi carb 114.99 ea



1966-73 Throttle Return Spring

Not only can incorrect throttle return springs take away from the appearance of your Mopar, they can also be downright dangerous if they do not have the tension and strength specifications for your application. Don't risk using incorrect universal springs that can cause unsafe or engine damaging conditions. These throttle return springs feature the correct number of windings for proper tension and are powder coated in correct colors for a long-lasting authentic appearance.

Small Block
MF220 1966-73 33 coil, red..... 7.99 ea

Small Block - 340 Six Pack
MF219 1970 16 coil, orange..... 9.99 ea

Big Block - 4 Barrel
MF215 1966-71 426 Hemi 23.99 set
MF216 1967 55 coil, orange 7.99 ea
MF217 1968 49 coil, green w/orange 7.99 ea
MF370 1969 45 coil, gray 7.99 ea
MF371 1970-71 B-Body, 45 coil, gray 7.99 ea
MF218 1970-72 34 coil, green 7.99 ea

Big Block - 440 Six Pack
MF219 1969-71 16 coil, orange 9.99 ea



2-4 Inline/Long Ram Throttle Return Springs

Reproduction throttle return springs for all Mopar models equipped with a 2-4 inline or Long Ram carburetor setup. Manufactured to factory specs featuring the correct length and tension.

MN3163 29.99 pr



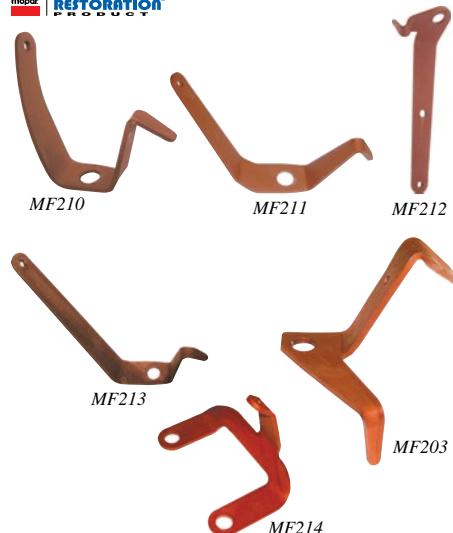
Throttle Spring Return Set

Mounts to intake manifold on driver side. Required by many race sanctioning bodies and a great idea for any high-performance car, these intake manifold mounted throttle return spring and bracket sets provide positive throttle return. Includes: chrome brackets, springs, bushings, and fastener.

Emissions Note: Ⓢ Non-CARB compliant (not legal for emission controlled vehicles).

Holley 2 Barrel
DC2083 2300, 2305..... 18.99 set

Holley 4 Barrel
DC2083 4150, 4160..... 18.99 set



1963-76 Throttle Return Spring Bracket

Faithfully manufactured throttle return spring bracket for a variety of engine applications. Now you can stop scouring swap meets and salvage yards for these hard to find brackets and pickup your brackets from Classic Industries®.

Small Block
MF210 1967-73 318, 360 2 barrel..... 13.99 ea
MF211 1968-70 340 4 barrel..... 14.99 ea
MF212 1970 340 six pack..... 13.99 ea
MF213 1971-73 340, 360, thru 4/73 13.99 ea
MF214 1974-76 318, 360 with 2 barrel 13.99 ea

Big Block
MF376 1963-64 13.99 ea
MF203 1965-66 13.99 ea
MF204 1966-71 426 with dual 4 barrel 23.99 pr
MF205 1967-68 with AC..... 13.99 ea
MF206 1967-69 without AC..... 13.99 ea
MF207 1969-74 bolts to AC comp brckt 13.99 ea
MF208 1969-71 440 six pack..... 13.99 ea
MF209 1970-72 without AC..... 18.99 ea



Transmission Kickdown Stud

Install your Holley carburetor and hook it up right with this transmission kickdown stud.

H2040 transmission kickdown stud 10.99 ea



Carburetor Throttle Stud

When installing a Demon carburetor, this stud may be necessary for proper throttle, cruise control and other linkage related functions. The stud simply fits through one of the linkage mounting points and is held by the supplied lock washer and nut.

D124007 48.99 ea

Carburetor Components



Carburetor Throttle Stud

Install your Holley carburetor and hook it up right with these throttle studs. Measurement based on diameter of throttle stud.

| | | |
|-------|----------------------|----------|
| H2037 | 7/32" diameter | 12.99 ea |
| H2038 | 1/4" diameter | 10.99 ea |



1962-74 Throttle Cable Mounting Bracket

Faithfully manufactured throttle cable mounting brackets for a variety of Mopar engine applications. Now you can stop scouring swap meets and salvage yards for these hard to find brackets and pickup an authentic replacement from Classic Industries®. Each bracket includes a hold down and features phosphate finished Hex Coni Keps nuts as original. Applications will fit 4-speed and automatic transmission equipped vehicles as listed.

Small Block

| | | | |
|--------|---------|-----------------------|----------|
| MF224 | 1968-70 | 340 4 barrel | 32.99 ea |
| MF225 | 1970 | 340 six pack | 32.99 ea |
| MN2542 | 1972-73 | 340 four barrel | 56.99 ea |
| MN2542 | 1974 | 360 four barrel | 56.99 ea |

Big Block

| | | | |
|--------|---------|-------------------------|----------|
| MN3106 | 1962 | 4 barrel big block | 34.99 ea |
| MF221 | 1966-71 | 426 Hemi | 32.99 ea |
| MF124 | 1967-70 | 383 4 barrel | 32.99 ea |
| MF222 | 1967-70 | 440 4 barrel | 32.99 ea |
| MF223 | 1969-70 | 440 six pack | 32.99 ea |
| MN2540 | 1971 | 383 four barrel | 56.99 ea |
| MN2539 | 1971 | 440 six pack | 32.99 ea |
| MN2541 | 1971-72 | 440 four barrel | 52.99 ea |



2 x 4 Inline Carburetor Throttle Bracket

Reproduction throttle bracket for Mopar models equipped with a 361/383 engine, and 2 x 4 inline carburetors. Features the correct shape for a proper fit.

| | | |
|--------|-------|----------|
| MN3119 | | 39.99 ea |
|--------|-------|----------|



300H Inline 2 x 4 Carb. Throttle Bracket Set

Reproduction throttle bracket set for models equipped with a 300H and an inline 2 x 4 carburetor. The set includes: the throttle bracket, return spring bracket, and the coil bracket.

| | | |
|--------|------------------|-----------|
| MN3120 | without AC | 96.99 set |
| MN3121 | with AC | 91.99 set |




Street Demon Cable Brackets

These brackets remove the guesswork when installing a Street Demon carburetor in almost any carbureted GM application. All brackets have a clear zinc coating for corrosion protection and include installation hardware. Made in USA.

Throttle Rod Adapter for Mechanical Linkage


| | | |
|-------|-------|----------|
| D1952 | | 30.99 ea |
|-------|-------|----------|



Throttle Cable Bracket

This chrome throttle cable bracket can be used with all 4150 and 4160 model square bore Holley carburetors. It includes dual stainless steel return springs.

| | | |
|-------|--------------------|----------|
| H2088 | with springs | 41.99 ea |
|-------|--------------------|----------|




Universal Throttle Cable Mounting Bracket

This universal throttle cable mounting bracket attaches to the rear left ear of the carburetor. This bracket was designed to work with MN2236 Torqueflite kick down cable set or as a universal cable bracket for all 2 and 4 barrel applications.

| | | |
|--------|-------|----------|
| MN2235 | | 47.99 ea |
|--------|-------|----------|

New!



Billet Aluminum Throttle & Kickdown Cable Bracket

Lokar billet aluminum throttle and kickdown cable brackets. They mount to various Holley, Edelbrock, AFB, Quadrajet, and Demon carbs and ease the installation of Lokar's throttle and kickdown cables.

Holley 4150, Includes Dual Return Springs

| | | |
|---------|-----------------------------|-----------|
| LK2132 | billet aluminum | 257.99 ea |
| LK2132B | black billet aluminum | 257.99 ea |

Edelbrock Performer/Performer AVS

| | | |
|---------|-----------------------------|-----------|
| LK2133 | billet aluminum | 126.99 ea |
| LK2133B | black billet aluminum | 139.99 ea |

Street Demon

| | | |
|---------|-----------------------------|-----------|
| LK2134 | billet aluminum | 126.99 ea |
| LK2134B | black billet aluminum | 126.99 ea |



Throttle Cable Bracket

Lokar throttle cable brackets are available for a variety of different motors. Finishes include stainless steel or black stainless steel. Carburetor brackets only fit Holley, Edelbrock, AFB, Quadrajet, Demon, and In-line Dual Quad carbs and mounts to the rear. Made in USA.

Stainless Steel

| | | |
|--------|---------------------------|-----------|
| SR4000 | bracket and springs | 48.99 set |
| SR4001 | bracket only | 26.99 ea |
| SR4002 | springs only | 26.99 ea |

Black Stainless Steel

| | | |
|--------|---------------------------|-----------|
| SR4003 | bracket and springs | 52.99 set |
| SR4004 | bracket only | 30.99 ea |
| SR4005 | springs only | 30.99 ea |

FiTech
Fuel Injection

Electronic Fuel Injection



Street Series Fuel Injection System ⚠

FiTech Street Series "Ready-to-Run" throttle body EFI systems. These self-tuning, bolt-on systems will increase reliability, horsepower, and fuel efficiency. Available in 3 performance levels, ranging from 250 to 800 HP. Available in a variety of master sets that include fuel pump or as a basic set with no pump.

Important: For naturally aspirated engines only.

Emissions Note: Ⓢ Non-CARB compliant (not legal for emission controlled vehicles).

Go Street 400HP - Cast

Basic Set
FF30003 without fuel pump set..... 869.99 ea

Master Sets
FF36203 with In-Tank pump set..... 1063.99 ea
FF31003 with Inline Pump set..... 1125.99 ea
FF35503 w/Force Fuel Mini pump set 1235.99 ea
FF35203 with Force Fuel pump set 1281.99 ea

Easy Street 600HP - Gold

Basic Set
FF30005 without fuel pump set..... 926.99 ea

Master Sets
FF36205 with In-Tank pump set..... 1111.99 ea
FF31005 with Inline Pump set..... 1161.99 ea
FF35505 w/Force Fuel Mini pump set 1273.99 ea
FF35205 with Force Fuel pump set 1335.99 ea

Mean Street 800HP - Black

Basic Set
FF30008 without fuel pump set..... 1171.99 ea

Master Sets
FF35208 with Force Fuel pump set 1567.99 ea
FF36208 with In-Tank pump set..... 1343.99 ea



Go EFI 2 400HP Fuel Injection System ⚠

FiTech Go EFI 2 Barrel system for your 4, 6, and most 8 cylinder vehicles. The classic gold throttle body delivers an old-school carburetor look with EFI technology and transmission control. This ready-to-run system will get the best performance and economy out of any street and mild performance engine. Available in a variety of master sets that include fuel pump or as a basic set with no pump.

Emissions Note: Ⓢ Non-CARB compliant (not legal for emission controlled vehicles).

Go EFI 2 - Gold

Basic Set
FF39001 without fuel pump set..... 915.99 ea

Go EFI 4 - Gold

Master Sets
FF36001 with In-Tank pump set 1100.99 ea
FF31091 with Inline Pump set 1150.99 ea
FF35591 w/Force Fuel Mini pump set 1263.99 ea
FF35001 with Force Fuel pump set 1324.99 ea



Go EFI 4 600HP Fuel Injection System ⚠

The Go EFI 4 self-tuning fuel injection is rated at up to 600 HP and is suitable for engines from 250 HP thru 600 HP. It fits any 4 barrel intake manifold and is the most self-contained and full featured unit of this type. It has a built-in fuel pressure regulator and includes handheld touch screen controller for a quick and easy setup. Available in a variety of master sets that include fuel pump or as a basic set with no pump.

Emissions Note: Ⓢ Non-CARB compliant (not legal for emission controlled vehicles).

Go EFI - Bright Aluminum

Basic Set
FF30001 without fuel pump set..... 999.99 ea

Master Sets
FF36201 with In-Tank pump set 1201.99 ea
FF31001 with Inline Pump set 1272.99 ea
FF35501 w/Force Fuel Mini pump set 1367.99 ea
FF35201 with Force Fuel pump set 1404.99 ea

Go EFI - Matte Black

Basic Set
FF30002 without fuel pump set..... 999.99 ea

Master Sets
FF36202 with In-Tank pump set 1201.99 ea
FF31002 with Inline Pump set 1272.99 ea
FF35502 w/Force Fuel Mini pump set 1367.99 ea
FF35202 with Force Fuel pump set 1404.99 ea



Go EFI Classic 650HP Fuel Injection System ⚠

Go EFI Classic fuel injection system allows you to maintain the classic carburetor look while eliminating cold start issues, hesitation, vapor lock, and flooding. This innovative classic design hides the injectors and has an externally mounted ECU so it can be mounted wherever you want to ensure a true carburetor look is maintained. Available in a variety of master sets that include fuel pump or as a basic set with no pump.

Emissions Note: Ⓢ Non-CARB compliant (not legal for emission controlled vehicles).

Go EFI Classic - Gold

Basic Set
FF30020 without fuel pump set..... 1144.99 ea

Master Sets
FF36220 with In-Tank pump set 1460.99 ea
FF31020 with Inline Pump set 1272.99 ea
FF35520 w/Force Fuel Mini pump set 1480.99 ea
FF35220 with Force Fuel pump set 1542.99 ea

Go EFI Classic - Black

Basic Set
FF30021 w/o fuel pump set..... 1144.99 ea

Master Sets
FF36221 with In-Tank pump set 1460.99 ea
FF31021 with Inline Pump set 1510.99 ea
FF35521 w/Force Fuel Mini pump set 1480.99 ea
FF35221 with Force Fuel pump set 1542.99 ea



In-Tank Pump Set ⚠

In-Tank Pump modules can be used on tanks with a depth of 6" to 15". The two fuel ports are threaded to accept -6 AN O-ring boss fittings for a secure, leak-free connection. An In-Tank 340 LPH pump is included along with gaskets, terminals, and clamps.

FF50015 In-Tank 244.99 set



Inline Pump Set ⚠

The Go EFI Inline frame mount fuel delivery set is supplied with our heavy-duty 255 LPH external fuel pump that is suitable to support engines producing up to 600 horsepower. Set includes: 40 feet of high pressure fuel hose, 2 fuel filters including a serviceable 10-micron filter, fittings, mounts, and clamps.

FF50001 Inline Pump 297.99 set



Force Fuel Mini Pump Set ⚠

The compact design of the new Mini Force Fuel fits easily under the hoods of street rods and smaller engine compartments. The reservoir of the Mini is equipped with an efficient 255-LPH pump and internal regulator to deliver a consistent 58-psi of fuel pressure for your EFI system. Supplied with high pressure fuel hose, AN fittings, return line fitting bung and liquid filled gauge

FF50006 Force Fuel Mini..... 479.99 set



Force Fuel Pump Set ⚠

The Force Fuel System mounts under the hood and is fed with the original mechanical or electric fuel pump then supplies the EFI system with the required high pressure through the use of an internal 340 LPH pump. Set includes: 5' of high pressure fuel hose, 10-micron fuel filter, AN fittings, return line fitting bung, and liquid filled gauge.

FF50004 Force Fuel 479.99 set

EFI Conversion Sets



H5505103XD

Sniper 2 EFI 4 Barrel



The #1 EFI conversion system just got better! Introducing Sniper 2 EFI, a self-tuning, easy-to-install, EFI conversion for common 4 barrel (4150 flange) style carburetors. We took everything that we learned from the original Sniper EFI system and added 14 new features that will make your EFI conversion more simple, reliable, and modern. Like all Sniper EFI systems, Sniper 2 is designed to work with the Sniper Ecosystem that includes Hyperspark ignition, complete fuel systems, multiple user interfaces/dash displays, and more.

Emissions Note: ③ Non-CARB compliant (not legal for emission controlled vehicles).

Base Set

| | | |
|------------|--------------------|-------------|
| H5505103XX | polished..... | 1299.99 set |
| H5505113XX | black ceramic..... | 1299.99 set |

Master Set with Inline Pump

| | | |
|------------|--------------------|-------------|
| H5505103XD | polished..... | 1849.99 set |
| H5505113XD | black ceramic..... | 1849.99 set |

Master Set with In-Tank Pump – Returnless

| | | |
|------------|--------------------|-------------|
| H5505103XK | polished..... | 1699.99 set |
| H5505113XK | black ceramic..... | 1699.99 set |

Master Set with In-Tank Pump – Return Style

| | | |
|------------|---------------|-------------|
| H5505103XR | polished..... | 1849.99 set |
|------------|---------------|-------------|



H5267

EFI Fuel System Set



Holley EFI fuel system sets are available in a number of configurations, with and without fuel pumps or return lines. Every set includes 20 feet of 3/8" Earl's Vapor Guard fuel hose, a post filter, and the necessary fittings for installation. Sets with fuel pump include pre-filters and return style sets include an extra 20 feet of hose and a fuel tank bulkhead fitting.

Note: Additional components may be necessary for some applications.

Emissions Note: ③ Non-CARB compliant (not legal for emission controlled vehicles).

Without Return Line

| | | |
|-------|-------------------|------------|
| H5269 | without pump..... | 226.99 set |
| H5265 | with pump..... | 401.99 set |

With Return Line

| | | |
|--------|-------------------|------------|
| H52610 | without pump..... | 338.99 set |
| H5267 | with pump..... | 485.99 set |



H5505103AE

Sniper 2 EFI Upgrade Set



The Sniper 2 upgrade set will switch your original Sniper EFI to Sniper without having to rewire your system. The set features an adapter solution that connects your existing Sniper EFI wiring harness to a Sniper 2 throttle body in minutes. Available with or without a external fuel pressure regulator.

Emissions Note: ③ Non-CARB compliant (not legal for emission controlled vehicles).

Upgrade Set

| | | |
|------------|---------------|-------------|
| H5505103AX | polished..... | 1099.99 set |
| H5505113AX | black..... | 1099.99 set |

Upgrade Set with Regulator

| | | |
|------------|---------------|-------------|
| H5505103AE | polished..... | 1099.99 set |
| H5505113AE | black..... | 1099.99 set |



H550869

Quadrajet 4 Barrel EFI



Holley Quadrajet 4 barrel sets are designed to deliver that Rochester roar at wide open throttle. Features a spread bolt pattern and multiple fuel inlet configurations that allow for a stock appearing installation under the stock air cleaner. Includes a GM brake booster adapter, throttle lever provisions for TH350/TH400 and 200R4/700R4 transmissions, and a kickdown bracket. Capable of supporting up to 500 horsepower. Brake booster adapter also included, if required.

Note: Requires external fuel pressure regulator.

Emissions Note: ③ Non-CARB compliant (not legal for emission controlled vehicles).

Base Set

| | | |
|---------|-------------------|-------------|
| H550869 | classic gold..... | 1668.99 set |
|---------|-------------------|-------------|

Master Set with Inline Pump

| | | |
|----------|-------------------|-------------|
| H550869K | classic gold..... | 1999.99 set |
|----------|-------------------|-------------|



Oxygen Sensor Bung Set



Oxygen sensor bung set. A quick and easy way to install an oxygen sensor onto your exhaust without welding.

| | | |
|---------|-------|----------|
| FF60012 | | 21.99 ea |
|---------|-------|----------|



EFI Fuel Return Adapter



This adapter creates a return system simply by cutting a 2-3/4" section out of any standard 2" fuel filler tube. Made from aluminum with a 3/8" fitting that points 90 degrees downward to direct fuel back to the bottom of the tank. Each set includes the adapter with two Buna rubber sleeves and four stainless steel clamps for a leakproof seal.

| | | |
|--------|-------|-----------|
| 265385 | | 62.99 set |
|--------|-------|-----------|

Stealth 4150 4 Barrel EFI



Holley's Sniper Stealth 4150 master set gives you carburetor styling but functions just like the Sniper! A 4150 stealth is a great way to upgrade your ride to

fuel injection in a cost efficient way with just 4 simple connections required. Take your build to the next level and take advantage of improved engine performance, better MPG's and easier starting. This set supports up to 650HP naturally aspirated and 600HP boosted with Four 100 lb/hr injectors!

Emissions Note: ③ Non-CARB compliant (not legal for emission controlled vehicles).

Base Set


| | | |
|---------|--------------------|-------------|
| H550870 | polished..... | 1364.99 set |
| H550871 | black ceramic..... | 1364.99 set |
| H550872 | classic gold..... | 1364.99 set |

Master Set with Inline Pump

| | | |
|----------|--------------------|-------------|
| H550870K | polished..... | 1694.99 set |
| H550871K | black ceramic..... | 1694.99 set |
| H550872K | classic gold..... | 1694.99 set |



H550870



FF60011 – installed

Throttle Return Spring



This set will provide a throttle return spring for any FiTech 4 barrel throttle body. Includes: bracket, springs, and mounting hardware.

| | | |
|---------|-------|----------|
| FF60011 | | 36.99 ea |
|---------|-------|----------|



H120510

H120511

Sniper EFI Air Cleaner Base



Holley Sniper EFI air cleaner 1" drop base for 14" air cleaners. This base was specifically designed for use with the Sniper EFI 4 barrel throttle body. It features two reliefs stamped into the steel to clear the Snipers dual fuel inlets. Compatible with -6AN to 3/8" 90 degree fittings and available in chrome or black.

Emissions Note: ③ Non-CARB compliant (not legal for emission controlled vehicles).

| | | | |
|---------|--------|-------------|----------|
| H120510 | all V8 | chrome..... | 37.99 ea |
| H120511 | all V8 | black..... | 29.99 ea |

Hedman Hedders

1966-76 Hedman Hedders

Hedman Hedders™ for 1966-76 Mopar models. These headers are designed to replace the heavy and restrictive factory manifolds with lightweight, free flowing tubular steel manifolds. Each set of headers comes complete and is ready to bolt-on. Includes: collector and header to head gaskets, collectors and bolts. Will fit models with AC, power steering and either manual or automatic floor or column shift mechanisms.

Get more performance from your Mopar without breaking the bank and do it with a name you can trust in the header business: "Hedman".

Important: Be sure to read the important notes listed on the bottom of this page pertaining to each header system for correct application.

Note: Shipped oversize.

Emissions Note: ③ Non-CARB compliant (not legal for emission controlled vehicles).

**HEDMAN
HEDDERS**



78030 - painted header

78036 - HTC coated header



A-Body

| Part# | Year | Models | Header Style | Engine Size | Notes | Tube Dia. | Collector Dia. | Price |
|-------|---------|----------------|-----------------------------|-------------|----------------|-----------|----------------|------------|
| 78050 | 1967-69 | Barracuda | Painted Hedder | 273-360 | 1, 13, 129 | 1-5/8" | 3" | 353.99 set |
| 78050 | 1967-76 | Dart, Demon | Painted Hedder | 273-360 | 1, 13, 129 | 1-5/8" | 3" | 353.99 set |
| 78050 | 1967-76 | Valiant, Scamp | Painted Hedder | 273-360 | 1, 13, 129 | 1-5/8" | 3" | 353.99 set |
| 78056 | 1967-69 | Barracuda | Hi-Tech Coating (HTC) | 273-360 | 1, 13, 129 | 1-5/8" | 3" | 614.99 set |
| 78056 | 1967-76 | Dart, Demon | Hi-Tech Coating (HTC) | 273-360 | 1, 13, 129 | 1-5/8" | 3" | 614.99 set |
| 78056 | 1967-76 | Valiant, Scamp | Hi-Tech Coating (HTC) | 273-360 | 1, 13, 129 | 1-5/8" | 3" | 614.99 set |
| 78500 | 1967-69 | Barracuda | Painted Hedder (tight tube) | 273-360 | 1, 13, 15, 151 | 1-5/8" | 2-1/2" | 361.99 set |
| 78500 | 1967-76 | Dart, Demon | Painted Hedder (tight tube) | 273-360 | 1, 13, 15, 151 | 1-5/8" | 2-1/2" | 361.99 set |
| 78500 | 1967-76 | Valiant, Scamp | Painted Hedder (tight tube) | 273-360 | 1, 13, 15, 151 | 1-5/8" | 2-1/2" | 361.99 set |
| 78506 | 1967-69 | Barracuda | HTC (tight tube) | 273-360 | 1, 13, 15, 151 | 1-5/8" | 2-1/2" | 690.99 set |
| 78506 | 1967-76 | Dart, Demon | HTC (tight tube) | 273-360 | 1, 13, 15, 151 | 1-5/8" | 2-1/2" | 690.99 set |
| 78506 | 1967-76 | Valiant, Scamp | HTC (tight tube) | 273-360 | 1, 13, 15, 151 | 1-5/8" | 2-1/2" | 690.99 set |

B-Body

| | | | | | | | | |
|-------|---------|-----------------|-----------------------------|---------|----------------|--------|--------|------------|
| 78050 | 1967-74 | Plymouth B-Body | Painted Hedder | 273-360 | 1, 13, 129 | 1-5/8" | 3" | 353.99 set |
| 78050 | 1966-74 | Charger | Painted Hedder | 273-360 | 1, 13, 129 | 1-5/8" | 3" | 353.99 set |
| 78056 | 1967-74 | Plymouth B-Body | Hi-Tech Coating (HTC) | 273-360 | 1, 13, 129 | 1-5/8" | 3" | 614.99 set |
| 78056 | 1966-74 | Charger | Hi-Tech Coating (HTC) | 273-360 | 1, 13, 129 | 1-5/8" | 3" | 614.99 set |
| 78500 | 1967-74 | Plymouth B-Body | Painted Hedder (tight tube) | 273-360 | 1, 13, 15, 151 | 1-5/8" | 3" | 361.99 set |
| 78500 | 1966-74 | Charger | Painted Hedder (tight tube) | 273-360 | 1, 13, 15, 151 | 1-5/8" | 3" | 361.99 set |
| 78506 | 1967-74 | Plymouth B-Body | HTC (tight tube) | 273-360 | 1, 13, 15, 151 | 1-5/8" | 3" | 690.99 set |
| 78506 | 1967-74 | Charger | HTC (tight tube) | 273-360 | 1, 13, 15, 151 | 1-5/8" | 3" | 690.99 set |
| 78030 | 1967-74 | Plymouth B-Body | Painted Hedder | 361-440 | 1, 129 | 1-3/4" | 3" | 317.99 set |
| 78030 | 1966-74 | Charger | Painted Hedder | 361-440 | 1, 129 | 1-3/4" | 3" | 317.99 set |
| 78036 | 1967-74 | Plymouth B-Body | Hi-Tech Coating (HTC) | 361-440 | 1, 129 | 1-3/4" | 3" | 585.99 set |
| 78036 | 1966-74 | Charger | Hi-Tech Coating (HTC) | 361-440 | 1, 129 | 1-3/4" | 3" | 585.99 set |
| 78038 | 1967-74 | Plymouth B-Body | Elite Hedder | 361-440 | 1, 129 | 1-3/4" | 3" | 740.99 set |
| 78038 | 1966-74 | Charger | Elite Hedder | 361-440 | 1, 129 | 1-3/4" | 3" | 740.99 set |
| 78070 | 1967-74 | Plymouth B-Body | Painted Hedder | 361-440 | 1, 15, 151 | 1-3/4" | 2-1/2" | 301.99 set |
| 78070 | 1966-74 | Charger | Painted Hedder | 361-440 | 1, 15, 151 | 1-3/4" | 2-1/2" | 301.99 set |
| 78076 | 1967-74 | Plymouth B-Body | Hi-Tech Coating (HTC) | 361-440 | 1, 15, 151 | 1-3/4" | 2-1/2" | 494.99 set |
| 78076 | 1966-74 | Charger | Hi-Tech Coating (HTC) | 361-440 | 1, 15, 151 | 1-3/4" | 2-1/2" | 494.99 set |

E-Body

| | | | | | | | | |
|-------|---------|------------|-----------------------------|---------|----------------|--------|--------|------------|
| 78050 | 1970-74 | all models | Painted Hedder | 273-360 | 1, 13, 129 | 1-5/8" | 3" | 353.99 set |
| 78056 | 1970-74 | all models | Hi-Tech Coating (HTC) | 273-360 | 1, 13, 129 | 1-5/8" | 3" | 614.99 set |
| 78500 | 1970-74 | all models | Painted Hedder (tight tube) | 273-360 | 1, 13, 15, 151 | 1-5/8" | 2-1/2" | 361.99 set |
| 78506 | 1970-74 | all models | HTC (tight tube) | 273-360 | 1, 13, 15, 151 | 1-5/8" | 2-1/2" | 690.99 set |
| 78030 | 1970-74 | all models | Painted Hedder | 361-440 | 1, 129 | 1-3/4" | 3" | 317.99 set |
| 78036 | 1970-74 | all models | Hi-Tech Coating (HTC) | 361-440 | 1, 129 | 1-3/4" | 3" | 585.99 set |
| 78038 | 1970-74 | all models | Elite Hedder | 361-440 | 1, 129 | 1-3/4" | 3" | 740.99 set |
| 78070 | 1970-74 | all models | Painted Hedder | 361-440 | 1, 15, 151 | 1-3/4" | 2-1/2" | 301.99 set |
| 78076 | 1970-74 | all models | Hi-Tech Coating (HTC) | 361-440 | 1, 15, 151 | 1-3/4" | 2-1/2" | 494.99 set |

Hedman Hedder Notes

1) Without smog injection or injection heads.

13) LA type engine only. (will fit with in-line port pattern only).


15) Shortie Hedder (Max. ground clearance).

129) Modification to shift linkage may be needed.

151) Must use mini starter.




Exhaust Headers



RH140132



RH140131



RH140127

1967-74 Full-Length Stainless Steel Racing Headers

ARH full length stainless steel headers for 1967-74 Mopar B & E-Body vehicles. They are fabricated from aircraft quality T304 stainless steel and feature 3/8" thick round port flanges with hand ported inlets and fully welded custom sized merge collectors with scavenger with spikes standard. American Racing headers will provide excellent ground clearance and are a direct bolt-in installation for Challengers, Barracudas, Road Runners, and any other B or E-Body vehicle.

Note: *With 2-1/2" Collector. **With 3" Collector. †With 3-1/2" Collector.

Emissions Note: ③ Non-CARB compliant (not legal for emission controlled vehicles).

1967-74 B & E-Body – Small Block

| | | | |
|------------|---------|--------------|-------------|
| RH140132* | 1967-74 | 1-5/8" | 1488.99 set |
| RH140133** | 1967-74 | 1-5/8" | 1513.99 set |
| RH140131** | 1967-74 | 1-3/4" | 1598.99 set |

1967-74 B & E-Body – Big Block

| | | | |
|------------|---------|--------------|-------------|
| RH140127** | 1967-74 | 1-7/8" | 1817.99 set |
| RH140128* | 1967-74 | 1-7/8" | 1902.99 set |
| RH140129** | 1967-74 | 2" | 1902.99 set |
| RH140130† | 1967-74 | 2" | 1963.99 set |



MP700155



1962-72 A & B-Body Long Tube Headers

Doug's Headers are carefully developed to fit each specific vehicle and engine application. They are tuned with the proper tube size and length to efficiently remove all the exhaust from each cylinder resulting in increased horsepower and torque. Every set features heavy-duty machined and finished flanges, smooth CNC mandrel bent tubing, and precision formed long transition collectors. Available in plain/uncoated Metallic Ceramic Thermal Barrier Coating (MCTBC), or Hi-Temp black coating.

Important: These headers are intended for off-highway use only and are not designed for California vehicles with pollution control devices. Be sure to read the important notes listed on the bottom of this page pertaining to each header system for correct application.

Note: *For Reilly Motorsports Alter-K-Tion K-Member. Shipped oversize.

Emissions Note: †† ② Legal in U.S. (excludes California).

† ③ Non-CARB compliant (not legal for emission controlled vehicles).

Silver Metallic Hi-Temp Coating – Small Block

| | | | |
|------------|---------|---------------------|-------------|
| MP700155† | 1963-66 | A-Body 1-5/8" | 1257.99 set |
| MP700166*† | 1963-66 | A-Body 1-5/8" | 715.99 set |

Silver Metallic Hi-Temp Coating – Big Block


| | | | |
|------------|---------|---------------------|------------|
| MP700163†† | 1967-72 | A-Body 1-5/8" | 909.99 set |
| MP700158†† | 1962-72 | B-Body 1-3/4" | 899.99 set |
| MP700160†† | 1962-72 | B-Body 2" | 999.99 set |

Black Hi-Temp Coating – Small Block

| | | | |
|------------|---------|---------------------|-------------|
| MP700156† | 1963-66 | A-Body 1-5/8" | 1074.99 set |
| MP700164†† | 1967-72 | A-Body 1-5/8" | 671.99 set |

Black Hi-Temp Coating – Big Block

| | | | |
|------------|---------|---------------------|------------|
| MP700159†† | 1962-72 | B-Body 1-3/4" | 692.99 set |
| MP700161†† | 1962-72 | B-Body 2" | 779.99 set |



1968-74 B & E Body Gen-III Hemi Swap Headers

Doug's Gen-III swap headers are carefully developed to fit modern 5.7L Hemi engines into most 1968-74 B & E-Body applications. They feature heavy-duty machined and finished flanges, smooth CNC mandrel bent tubing, and precision formed long transition collectors.

Note: Shipped oversize. *5.7L Gen-III Hemi

Emissions Note: ③ Non-CARB compliant (not legal for emission controlled vehicles).

| | | | |
|--------|---------|--------------|-----------|
| D4477* | 1968-74 | 1-5/8" | 677.99 ea |
|--------|---------|--------------|-----------|



P1044



P1046




P1047

Header Collector Reducers

These welded, 12" extended length reducers connect your headers directly to your Pypes X-pipe to eliminate unnecessary seams, clamps and extra work. They are constructed of polished 304 stainless steel. Limited lifetime warranty.

| | | |
|-------|-------------------------------------|----------|
| P1044 | 3" header flange to 2-1/2" pipe .. | 87.09 pr |
| P1045 | 3" header flange to 3" pipe | 87.99 pr |
| P1046 | 3-1/2" header flange to 3" pipe .. | 89.99 pr |
| P1047 | 3-1/2" header flange to 2-1/2" pipe | 89.99 pr |



Header Collector Ball Flange Set

This header collector set takes the place of messy three bolt, flange type connections and allows for a leak free and gasket free ball flange type connection.

Collector to 3" System

| | | |
|--------|--------------|------------|
| F15923 | 3-1/2" | 230.99 set |
|--------|--------------|------------|

Collector to 2-1/2" System

| | | |
|--------|----------|------------|
| F15925 | 3" | 177.99 set |
|--------|----------|------------|

Exhaust Header Components




Small Block LA Header Collector Gaskets

Reproduction header collector gaskets for models equipped with a small block LA engine. Manufactured to factory specifications featuring the correct 3" inner diameter, and 3 predrilled mounting holes.

MN3159 small block LA 16.99 pr



67920



67927



67928

Aluminum Collector Gasket Set

Soft conforming aluminum gaskets easily conform to the collector flanges for a superior seal. Each set includes 2 gaskets with 6 nuts and bolts.

67920 2-1/2" collector 16.99 set
67927 3" collector 14.99 set
67928 3-1/2" collector 14.99 set



Socket Assist

Essential tool for bolts with tight clearance like spark plugs and header bolts! 12 point for maximum finger traction. Set of 3 including: 1/4" x 1/4", 1/4" x 3/8", 3/8" x 3/8" (12 point x socket drive size). These belong in every tool box.

67575 3 piece 11.99 set



Wedge Locking Header Bolts

PROFORM Grade 8 (12.9 steel), Hex type header bolts were designed to keep bolts from backing off. These permanently assembled bolts feature special washers with super hardened serrated teeth that, when torqued to 28 ft lbs, bite into and grab the bottom of the bolt head and the top surface of the header. After being self-locked in this manner, any bolt loosening rotation is blocked by a wedge locking action created by the washers interfacing, matching cams. Engine vibration increases the tension, making them even more secure! They are reusable and you can count on them to not fail. Available in different sizes.

Note: Image for illustration purposes.

3/8"-16 Thread Diameter - 3/4" Long

66751 set of 12 BB 383-440 exc 413 31.99 set
66752 set of 16 413 35.99 set

3/8"-16 Thread Diameter - 1" Long

66753 set of 12 BB 383-440 exc 413 31.99 set
66756 set of 16 413 35.99 set

Collector Nuts and Bolts

66757 set of 6 1" long 24.99 set



66341

Small Head Header Bolt Set

These 12 piece small head bolt sets are designed to replace regular Hex head bolts for easier access and fewer skinned knuckles. Available in both black oxide and zinc finishes.

Black Oxide Hex Head

66341 3/8"-16 x 3/4" 7.99 set

Zinc Hex Head

17970* 3/8"-16 x 3/4" 8.99 set

17973* 3/8"-16 x 1" 11.99 set



AR1427

340-360 Header Bolt Set

These ARP premium exhaust header hardware sets feature compact 12 point nuts to let you easily slip a socket close to the pipe. Studs are manufactured with a unique nut starter nose that helps prevent cross threading. Available in either black oxide chromoly or Stainless 300 which resists corrosion and extreme heat. Both are nominally rated at 170,000 psi tensile strength, substantially stronger than Grade 8.

Black Oxide

AR1425 Hex head 18.99 set
AR1426 12 point 19.99 set

Stainless

AR1427 Hex head 26.99 set
AR1428 12 point 26.99 set



MD4529

1966-71 Hemi Exhaust Manifolds

Replacement exhaust manifolds for 1966-71 Hemi models. Each manifold features correct casting numbers on the manifold, choke control system and the correct textured finish. Available with or without the heat riser.

Note: Shipped oversize.

| | | | |
|--------|---------|---------------------|------------|
| MD4528 | 1966-70 | with heat riser ... | 1659.99 pr |
| MD4529 | 1966-70 | w/o heat riser | 1349.99 pr |
| MD4530 | 1971 | with heat riser ... | 1659.99 pr |
| MD4529 | 1971 | w/o heat riser | 1349.99 pr |

New!



MEM1001

1970-71 Big Block Exhaust Manifolds

Reproduction high-performance cast iron exhaust manifolds for 1970-71 Mopar B & E-Body models with 383ci and 440ci engines. Manufactured to OE specifications and feature the correct heat riser valve, markings, date codes, and raised part numbers (2899879 RH side and 2951865 LH side). Available in 3 date codes and also without a date code, as some manifolds were produced that way.

*Note: *Sold individually, includes heat riser.*

With Date Code

| | | | |
|---------|---------|--------------|-----------|
| MEM1001 | 1970-71 | 8-1969 | 899.99 pr |
| MEM1002 | 1970-71 | 1-1970 | 899.99 pr |
| MEM1003 | 1970-71 | 8-1970 | 899.99 pr |

Without Date Code

| | | | |
|----------|---------|-----------------|-----------|
| MEM1004 | 1970-71 | LH and RH | 695.00 pr |
| MEM1005* | 1970-71 | RH | 394.99 ea |




1966-71 Hemi Heat Riser Set

Replacement heat riser set for 1966-71 Hemi models. This set is designed to fit and install onto the RH manifold and includes all necessary parts and hardware. Made in USA.

MD4532 1966-71 heat riser 431.99 set

Exhaust Manifolds



MN2333

1966-71 Hemi Heat Tube

These Hemi heat tubes run from the RH side of the exhaust manifold to the intake manifold. Mandrel bent steel as original.

Note: Does not include gaskets or shield.

| | | | |
|--------|---------|----------------------|-----------|
| MN2335 | 1966-71 | LH (1 flange)..... | 64.99 ea |
| MN2334 | 1966-71 | RH (2 flanges) | 64.99 ea |
| MN2336 | 1966-71 | heat tube clamp..... | 34.99 ea |
| MN2333 | 1966-71 | heat tube/clamp set | 169.99 pr |



Keep Cast Iron Manifolds Looking New!

Apply this non-toxic manifold dressing to your manifolds with a cloth and polish them to a silvery shine. One 3 ounce container will do approximately 3 sets of manifolds. Burn proof up to 1800 degrees Fahrenheit. For those before show touch-ups, try our quikstik manifold dressing touch-up stick.

| | | |
|--------|------------------|----------|
| CY1001 | 3 ounce can..... | 15.99 ea |
|--------|------------------|----------|



MN2324

1960-76 Exhaust Manifold Gaskets

Performance gaskets handle up to 350 degrees. Ultra-Seal uses a high density material that handles up to 650 degrees. Copper-Seal uses "dead soft" solid copper for extreme heat applications such as turbo charged vehicles.

Small Block

Performance

| | | | |
|--------|---------|---------------------|----------|
| MN2326 | 1975-76 | 1.30" x 1.80" | 36.99 pr |
| MN2323 | 1967-74 | 1.00" x 1.64" | 48.99 pr |
| MN2325 | 1975-76 | 1.25" x 1.68" | 35.99 pr |
| MN2327 | 1975-76 | 1.30" x 1.80" | 38.99 pr |

Copper-Seal

| | | | |
|--------|---------|---------------------|----------|
| MN2324 | 1967-74 | 1.00" x 1.64" | 59.99 pr |
|--------|---------|---------------------|----------|

Big Block Excluding Hemi

Performance

| | | | |
|--------|---------|--------------------|----------|
| MN2328 | 1960-76 | 1.78 x 1.48" | 30.99 pr |
|--------|---------|--------------------|----------|

Ultra-Seal

| | | | |
|--------|---------|---------------------|----------|
| MN2329 | 1960-76 | 1.78" x 1.48" | 38.99 pr |
| MN2331 | 1960-76 | 1.71" x 2.08" | 48.99 pr |

Copper-Seal

| | | | |
|--------|---------|---------------------|----------|
| MN2330 | 1960-76 | 1.78" x 1.48" | 60.99 pr |
|--------|---------|---------------------|----------|

426 Hemi

Ultra-Seal


| | | | |
|--------|---------|---------------------|----------|
| MN2332 | 1966-71 | 1.85" x 1.89" | 37.99 pr |
|--------|---------|---------------------|----------|



Small Block LA Header Flange Gaskets

Replacement header flange gaskets for models equipped with a small block LA engine. Eliminate that annoying ticking sound from your header flange! This header flange gasket is made out of graphite foil with a stainless metal core, and can be reused unlike paper or copper seals.

| | | |
|--------|---------------------|----------|
| MN3160 | small block LA..... | 28.99 pr |
|--------|---------------------|----------|



1966-71 Heat Tube Flange Gasket Set

This 3 piece flange gasket set fits between the heat tubes on Mopar models equipped with Hemi engine. Made of asbestos.

| | | |
|--------|---------------|-----------|
| MN2339 | 1966-71 | 18.99 set |
|--------|---------------|-----------|



MN2338

Exhaust Manifold Flange

These flanges may be needed on custom exhaust builds to connect the exhaust manifold to the head pipe. Made from thick 3/8" steel material that is much less likely to warp than common 1/4" exhaust flanges. 2 required.

Important: *2-1/4" i.d. with 3-1/2" center to center on bolt holes. **2-1/2" i.d. with 4" center to center on bolt holes.

Note: Welding may be required.

Flanges

| | | |
|----------|-----------------|----------|
| MN2337* | 2-1/4" i.d..... | 11.99 ea |
| MN2338** | 2-1/2" i.d..... | 11.99 ea |

Gasket

| | | |
|----------|------------------------------|----------|
| MN2340** | 2-1/2" i.d foil encased..... | 11.99 ea |
| MP700212 | 2-1/2" i.d. OEM steel..... | 7.99 ea |

New!



1970-71 Exhaust Manifold Heat Stove

Reproduction LH exhaust manifold heat stove and hardware set for various 1970-71 Mopar high-performance 383ci and 440ci engines. Manufactured to factory specifications and finished in satin black. Includes mounting studs and retaining nuts.

| | | | |
|---------|---------|---------|------------|
| MEM1006 | 1970-71 | LH..... | 174.99 set |
|---------|---------|---------|------------|



MP700294

MP700295



Exhaust Manifold Sleeve Nut

Reproduction exhaust manifold sleeve nuts for Mopar models. Order as needed.

5/16"-24 x 2.50"

| | | | |
|----------|---------|----------|---------|
| MP700294 | 1968-70 | 340..... | 8.99 ea |
|----------|---------|----------|---------|

3/8"-24 x 1.94"

| | | |
|----------|------------------|---------|
| MP700295 | short, big block | 8.99 ea |
|----------|------------------|---------|

3/8"-24 x 2.84"

| | | |
|----------|-----------------|---------|
| MP700170 | long, big block | 8.99 ea |
|----------|-----------------|---------|



MP700246



Exhaust Manifold Fastener Set

If you're after originality for your underhood project, don't settle for anything less than these complete sets of OE type bolts to mount your exhaust manifolds.

| | | | |
|----------|---------|------------------------|-----------|
| MP700246 | 1962-65 | Street Wedge | 44.99 set |
| MN1505 | 1962-64 | Max Wedge | 37.99 set |
| MN1500 | 1967 | 440 High-Perf..... | 52.99 set |
| MP700245 | 1966-69 | 361/383 standard... | 26.99 set |
| MN1502 | 1967-69 | 383/440 High-Perf | 49.99 set |
| MN1503 | 1968-71 | 383/440 High-Perf | 56.99 set |
| MN1504 | 1966-71 | 426 Hemi..... | 85.99 set |
| MN1613 | 1968-70 | 340 High-Perf..... | 63.99 set |
| MN1501 | 1968-74 | 383/440 High-Perf | 42.99 set |
| MN1499 | 1971-74 | 340/360 High-Perf | 55.99 set |
| MM8273 | 1966-74 | all studs only - 2 req | 11.99 set |



Exhaust Manifold Conical Washer

Reproduction small block exhaust manifold conical washer for Mopar models. Thick conical washer used under every bolt and nut that secures exhaust manifold to the heads. Sold individually, 10-12 washers required per engine.

| | | |
|----------|-------|---------|
| MP700217 | | 2.99 ea |
|----------|-------|---------|

New!



1969-84 Exhaust to Air Cleaner Hose

Reproduction exhaust manifold heat stove to air cleaner hose for various 1969-84 Mopar V8 engines. Manufactured to factory specifications in black for an original fit and appearance. Fits 318, 340, 360, 383, 400, and 440ci engines with LH exhaust manifold heat stove. Works with all single or dual snorkel air cleaners with a 2" hose connection.

| | | | |
|---------|---------|-------------|----------|
| MEM1007 | 1969-84 | black | 16.99 ea |
|---------|---------|-------------|----------|



Exhaust Components



MOPAR
OFFICIAL LICENSED PRODUCT

B4767

1972 OE Style Air Pump Belt



Are your belts showing signs of deterioration? If so, it's time to replace them with our original style reproduction belts. Officially Licensed by Mopar, they feature indented imprinting of the correct Mopar part numbers, manufacturer's code, date code, Chrysler Pentastar logo and cloth wrapped. These authentic looking reproductions are the finishing touch to any restoration and a great way to gain points over your car show competitors. Available for 400 and 440 vehicles.

With AC and with PS

| | | |
|-------|------------------------------|----------|
| B4767 | Belvedere, Charger..... | 33.99 ea |
| B4767 | Coronet, Road Runner | 33.99 ea |
| B4767 | Chrysler passenger car | 33.99 ea |
| B4767 | Dodge/Plymouth | 33.99 ea |

With AC and without PS

| | | |
|-------|----------------------------|----------|
| B4766 | Belvedere, Charger..... | 33.99 ea |
| B4766 | Coronet, Road Runner | 33.99 ea |
| B4766 | Dodge/Plymouth | 33.99 ea |

With 41, 50, 60 Amp Alternator

| | | |
|-------|----------------------------|----------|
| B4765 | Belvedere, Charger..... | 33.99 ea |
| B4765 | Coronet, Road Runner | 33.99 ea |
| B4765 | Dodge/Plymouth | 33.99 ea |



MOROSO

Oxygen Sensor Plug



This plug seals the oxygen sensor bung on headers and exhaust manifolds. Made from trivalent chromium-plated steel with a M-18 thread size to fit most stainless headers.

| | | |
|--------|-------------------|----------|
| 222734 | M-18 thread | 16.99 ea |
|--------|-------------------|----------|



Oxygen Sensor Fitting



Weld-in oxygen sensor fitting for all fuel injection systems. Fits TBI, TPI, CMFI, LT1, LSX, 5.0L, and most other oxygen sensors.

Important: This part requires welding for installation. Professional installation is recommended.

| | | |
|-------|-------|---------|
| 60406 | | 9.99 ea |
|-------|-------|---------|

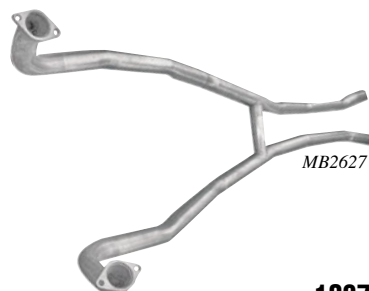


Dual Drive Oxygen Sensor Wrench



Tool includes both 1/2" and 3/8" drive. Attach a 1/2" breaker bar on the end of the tool to initially loosen stuck sensors. Use a 3/8" ratchet on the top for fast removal and installation. Fits oxygen sensor applications with a heat shield. Slotted body allows clearance for wire harness. Forged, heat treated steel with six point design will withstand high torque removal applications.

| | | |
|-------|-------|----------|
| 12390 | | 17.99 ea |
|-------|-------|----------|



MB2627



MB2631

1967-71 B & E-Body H-Pipes



Replacement H-pipes for various 1967-71 B & E-Body models are engineered to fit and perform as original with nipple tubes welded in place but not drilled out. Features all factory flat spots, torsion bar clearance dents for an accurate appearance and are constructed from heavy 14 gauge aluminized tubing for long-life and proper sound control.

Important: All of the exhaust pipes are manufactured to bolt-up to the original exhaust manifold. Modifications may be necessary for vehicles with aftermarket headers or engine transplants.


Note: Shipped truck freight.

B-Body

| | | | | |
|--------|---------|--------|--|------------|
| MB2626 | 1967 | 2-1/2" | 440/RT or GTX | 785.99 ea |
| MB2627 | 1968-69 | 2-1/2" | 440 | 785.99 ea |
| MB2628 | 1966-70 | 2-1/2" | 2-1/4" outlet, Hemi | 820.99 ea |
| MB2629 | 1966-70 | 2-1/2" | 2-1/4" outlet, Hemi cold rolled orig. | 1109.99 ea |
| MB2630 | 1970 | 2-1/2" | 440 | 785.99 ea |
| MB2631 | 1971 | 2-1/2" | 2-1/4" outlet, Hemi | 920.99 ea |

E-Body


| | | | | |
|--------|---------|--------|--------------------------------------|-----------|
| ME5035 | 1970-71 | 2-1/2" | 2-1/4" outlet, Hemi 'Cuda | 993.99 ea |
| ME5036 | 1970-71 | 2-1/2" | 2-1/4" outlet, Hemi Challenger | 993.99 ea |



MA3497



MA2437



ME5025

1964-74 Y-Pipes



OEM style pipes which are superior to the coated style originals. Long-lasting and effective against salt road winters, these Y-pipes are manufactured to bolt up to the original exhaust manifold and weld to the intermediate pipe. Our Y-pipes are sold as a set with the intermediate pipe.

Note: Shipped truck freight.

A-Body

| | | | | |
|--------|---------|--------|-------------------------------|------------|
| MA3496 | 1964-66 | 2-1/2" | hi-po Barracuda/Valiant | 669.99 set |
| MA3498 | 1964-66 | 2-1/2" | Barracuda/Valiant | 465.99 set |
| MA3497 | 1965-66 | 2-1/2" | hi-po Dart | 582.99 set |
| MA2436 | 1967 | 2-1/2" | hi-po Dart/Barracuda | 582.99 set |
| MA2437 | 1967-74 | 2-1/4" | 273/318 | 559.99 set |

E-Body

| | | | | |
|--------|---------|--------|-----------|------------|
| ME5025 | 1970-74 | 2-1/4" | 318 | 591.99 set |
|--------|---------|--------|-----------|------------|



Universal 2-1/2" Connector Set



This is a universal connector that can be used in various locations for the exhaust system. Measures 2-1/2" inner diameter and includes mounting bolts. Each set is enough for a vehicle with dual exhaust.

| | | | |
|--------|--------|----------------------|-----------|
| MD4525 | 2-1/2" | ball joint connector | 91.99 set |
|--------|--------|----------------------|-----------|



FLOWMASTER

Universal Balance Pipe Set




Flowmaster offers a prefabricated universal balance pipe set to ease the installation of a crossover pipe in a dual exhaust system. Set includes T-pipe connectors, balance pipe and clamps.

| | | | |
|--------|--------|-------|------------|
| F15920 | 2-1/2" | | 117.99 set |
|--------|--------|-------|------------|



Exhaust Components



1962-74 Headpipe



OEM style headpipe which is superior to the coated style originals. Long-lasting and effective against salt road winters and will bolt-up to the factory exhaust manifolds without any modifications. Sold individually.

Important: The inner diameters of the pipes are listed below. If flanges or gaskets are needed, measure the outer diameter at that location and the distance between the mounting holes/studs.

Note: Shipped truck freight.

A-Body

| | | | | |
|--------|---------|----|--------------------------------|-----------|
| MA2400 | 1967-74 | LH | 2-1/4" 273/318 | 263.99 ea |
| MA2421 | 1967-74 | RH | 2-1/4" 273/318 | 263.99 ea |
| MA2422 | 1968-74 | LH | 2-1/4" 340/360 | 302.99 ea |
| MA2423 | 1968-70 | RH | 2-1/4" 340/360 | 302.99 ea |
| MA2424 | 1971-74 | RH | 2-1/4" 340/360 floating flange | 302.99 ea |
| MA2425 | 1967-69 | LH | 2-1/4" 383/440 | 280.99 ea |
| MA2426 | 1967-69 | RH | 2-1/4" 383/440 | 280.99 ea |
| MA2427 | 1969 | LH | 2-1/2" 383/440 1 piece | 306.99 ea |
| MA2428 | 1969 | RH | 2-1/2" 383/440 1 piece | 306.99 ea |
| MA2429 | 1967-74 | | 2" 6 cylinder 108" WB 2 piece | 225.99 ea |
| MA2430 | 1967-71 | | 2" 6 cylinder 111" WB 1 piece | 225.99 ea |
| MA2431 | 1967-71 | | 2-1/4" 6 cyl 111" WB 1 piece | 251.99 ea |

B-Body

| | | | | |
|--------|---------|----|----------------|-----------|
| MB2590 | 1962-65 | LH | 2-1/4" 361/383 | 265.99 ea |
| MB2591 | 1962-65 | RH | 2-1/4" 361/383 | 265.99 ea |
| MB2594 | 1966-67 | LH | 2-1/4" 361/383 | 265.99 ea |
| MB2595 | 1966-67 | RH | 2-1/4" 361/383 | 265.99 ea |
| MB2596 | 1968-69 | RH | 2-1/4" 383 | 305.99 ea |
| MB2597 | 1968-70 | LH | 2-1/4" 383 | 309.99 ea |
| MB2598 | 1970 | RH | 2-1/4" 383 | 265.99 ea |
| MB2599 | 1966-74 | LH | 2-1/4" 273/318 | 305.99 ea |
| MB2600 | 1966-74 | RH | 2-1/4" 273/318 | 305.99 ea |
| MB2601 | 1971-74 | LH | 2-1/4" 340/360 | 305.99 ea |
| MB2602 | 1971-74 | RH | 2-1/4" 340/360 | 305.99 ea |
| MB2603 | 1971-74 | LH | 2-1/4" 383/400 | 265.99 ea |
| MB2604 | 1971-74 | RH | 2-1/4" 383/400 | 265.99 ea |
| MB2605 | 1971-74 | LH | 2-1/2" 440 | 277.99 ea |
| MB2606 | 1971-74 | RH | 2-1/2" 440 | 277.99 ea |

E-Body

| | | | | |
|--------|---------|----|--------------------------------|-----------|
| ME1732 | 1970 | LH | 2-1/4" TA/AAR | 307.99 ea |
| ME1733 | 1970 | RH | 2-1/4" TA/AAR | 307.99 ea |
| ME1734 | 1970 | LH | 2-1/4" 340 'Cuda | 263.99 ea |
| ME1737 | 1970 | RH | 2-1/4" 340 'Cuda | 310.99 ea |
| ME1736 | 1970 | LH | 2-1/4" 340 Challenger | 310.99 ea |
| ME1737 | 1970 | RH | 2-1/4" 340 Challenger | 310.99 ea |
| ME1738 | 1970-74 | LH | 2-1/4" 318 | 322.99 ea |
| ME1739 | 1970-74 | RH | 2-1/4" 318 | 322.99 ea |
| ME1740 | 1970-74 | LH | 2-1/4" 383/440 'Cuda | 280.99 ea |
| ME1741 | 1970-74 | RH | 2-1/4" 383/440 'Cuda | 280.99 ea |
| ME1742 | 1970-74 | LH | 2-1/4" 383/440 Challenger | 280.99 ea |
| ME1743 | 1970-74 | RH | 2-1/4" 383/440 Challenger | 280.99 ea |
| ME1744 | 1970-74 | LH | 2-1/2" 440 'Cuda Six Barrel | 295.99 ea |
| ME1745 | 1970-74 | RH | 2-1/2" 440 'Cuda Six Barrel | 295.99 ea |
| ME1746 | 1970-74 | LH | 2-1/2" 440 Challenger Six Pack | 295.99 ea |
| ME1747 | 1970-74 | RH | 2-1/2" 440 Challenger Six Pack | 295.99 ea |
| ME1748 | 1971-74 | LH | 2-1/4" 340/360 | 280.99 ea |
| ME1749 | 1971-74 | RH | 2-1/4" 340/360 | 280.99 ea |



1965-74 A-Body Intermediate Pipe



OEM style intermediate pipes which are superior to the coated style originals. Long-lasting and effective against salt road winters, these intermediate pipes are welded on one end to the Y-pipe and to the muffler assembly on the other.

Note: Shipped double oversize.

| | | | | |
|--------|---------|--------|----------------------|-----------|
| MA2432 | 1965-66 | 2-1/2" | 273 hi-po | 225.99 ea |
| MA2433 | 1967-74 | 2" | 318 | 120.99 ea |
| MA2434 | 1967-71 | 2-1/4" | 318 performance pipe | 149.99 ea |



1962-74 Tailpipe



OEM style tailpipe which is superior to the coated style originals. Long-lasting and effective against salt road winters, these feature correct bends and are available for models with or without tips. Sold individually.

Note: Shipped double oversize.

A-Body

| | | | | |
|--------|---------|----|------------------------------|-----------|
| MA2411 | 1964-67 | LH | 2-1/4" hi-po over axle | 172.99 ea |
| MA2412 | 1968-74 | LH | 2-1/4" with aftermarket tips | 173.99 ea |
| MA2413 | 1968-74 | RH | 2-1/4" with aftermarket tips | 173.99 ea |
| MA2414 | 1968-74 | LH | 2-1/2" with aftermarket tips | 199.99 ea |
| MA2415 | 1968-74 | RH | 2-1/2" with aftermarket tips | 199.99 ea |
| MA2416 | 1968-74 | LH | 2-1/4" turndown style | 188.99 ea |
| MA2417 | 1968-74 | RH | 2-1/4" turndown style | 188.99 ea |
| MA2418 | 1968-74 | LH | 2-1/2" turndown style | 202.99 ea |
| MA2419 | 1968-74 | RH | 2-1/2" turndown style | 202.99 ea |

B-Body

| | | | | |
|--------|---------|----|------------------------------|-----------|
| MB2565 | 1968-70 | LH | 2-1/4" with aftermarket tips | 174.99 ea |
| MB2566 | 1968-70 | RH | 2-1/4" with aftermarket tips | 174.99 ea |
| MB2567 | 1968-70 | LH | 2-1/2" with aftermarket tips | 200.99 ea |
| MB2568 | 1968-70 | RH | 2-1/2" with aftermarket tips | 200.99 ea |
| MB2569 | 1971-74 | RH | 2-1/4" with aftermarket tips | 174.99 ea |
| MB2570 | 1971-74 | LH | 2-1/4" with aftermarket tips | 174.99 ea |
| MB2571 | 1971-74 | RH | 2-1/2" with aftermarket tips | 199.99 ea |
| MB2572 | 1971-74 | LH | 2-1/2" with aftermarket tips | 162.99 ea |
| MB2573 | 1966-67 | RH | 2-1/4" turndown style | 188.99 ea |
| MB2574 | 1966-67 | LH | 2-1/4" turndown style | 188.99 ea |
| MB2575 | 1968-70 | RH | 2-1/4" turndown style | 188.99 ea |
| MB2576 | 1968-70 | LH | 2-1/4" turndown style | 188.99 ea |
| MB2577 | 1968-70 | RH | 2-1/2" turndown style | 215.99 ea |
| MB2578 | 1968-70 | LH | 2-1/2" turndown style | 215.99 ea |
| MB2579 | 1971-74 | RH | 2-1/4" turndown style | 163.99 ea |
| MB2580 | 1971-74 | LH | 2-1/4" turndown style | 163.99 ea |
| MB2581 | 1971-74 | RH | 2-1/2" turndown style | 175.99 ea |
| MB2582 | 1971-74 | LH | 2-1/2" turndown style | 175.99 ea |
| MB2583 | 1962 | LH | 2-1/4" Max Wedge turndown | 163.99 ea |
| MB2584 | 1962 | RH | 2-1/4" Max Wedge turndown | 163.99 ea |
| MB2585 | 1963-65 | LH | 2-1/4" Max Wedge turndown | 189.99 ea |
| MB2586 | 1963-65 | RH | 2-1/4" Max Wedge turndown | 189.99 ea |
| MB2587 | 1967 | LH | 2-1/4" GTX | 199.99 ea |
| MB2588 | 1967 | RH | 2-1/4" GTX | 199.99 ea |
| MB2607 | 1968-74 | LH | 2-1/4" over axle pipe | 144.99 ea |
| MB2608 | 1968-74 | RH | 2-1/4" over axle pipe | 144.99 ea |

E-Body

| | | | | |
|--------|---------|----|-----------------------|-----------|
| ME1730 | 1970-74 | LH | 2-1/4" over axle pipe | 156.99 ea |
| ME1731 | 1970-74 | RH | 2-1/4" over axle pipe | 156.99 ea |



Tru-X and Y-Pipes



The more gentle radius of these X- and Y-pipes allow for better exhaust gas scavenging, noise cancellation and better balance between cylinder banks. The result is a significant increase in power and torque, but a reduction in dB sound levels.

X-Pipe

| | | |
|-------|--------------------------------|-----------|
| 10781 | 2-1/2" dual in/out x 9.5" long | 146.99 ea |
| 10782 | 3" dual in/out x 13.2" long | 153.99 ea |

Crossover

| | | |
|-------|-------------------------------|-----------|
| 10790 | 2-1/4" dual in/out x 12" long | 131.99 ea |
| 10791 | 2-1/2" dual in/out x 12" long | 131.99 ea |
| 10792 | 3" dual x in/out x 14" long | 138.99 ea |

Y-Pipe

| | | |
|-------|--------------------------------------|-----------|
| 10748 | 2-1/2" single side, 2" dual side | 77.99 ea |
| 10758 | 2-1/2" single side, 2-1/4" dual side | 77.99 ea |
| 10768 | 2-1/2" single side, 2-1/2" dual side | 77.99 ea |
| 10778 | 3" single side, 2-1/2" dual side | 101.99 ea |
| 10798 | 3" pipe, 3" dual side | 79.99 ea |


Exhaust Components



1970-74 E-Body Tailpipe Hangers ⚠

This tailpipe support hanger bolts to the floor pan brackets that are mounted above the resonators. For all 1970 Barracuda and Challenger models.

ME5042 1970-74 2-1/4" 158.99 pr



1967-69 Hemi and 440 Tailpipe Hangers ⚠

Replacement tail pipe hanger for 1967-69 Hemi and 440 B-Body models. This hanger bolts to the floor pan and at the same time supports and clamps the tailpipe to the muffler.

MB2636 1967-69 2-1/4" 158.99 pr



1971-74 B & E-Body Tailpipe Hanger ⚠

This is the right side hanger mounted up by the shock absorber on most B & E-Body models. For 1971-74 B-Body and 1971-73 E-Body models.

MD4527 1971-74 RH 153.99 ea

Exhaust Repair Kit

Complete Permatex exhaust repair kit for repairing cracks and splits in mufflers tailpipes and exhaust pipes. Withstands temperatures over 1000 degrees F. The kit contains ready to use foil packed bandage and support wire.



S80334 8.99 ea

Muffler & Tailpipe Repair

Putty and sealer seals holes and leaks in mufflers, tailpipes and around joints. Makes new installation more secure. Resists temperatures up to 2000 degrees F. Epoxy impregnated fiberglass bandage chemically welds mufflers and tailpipes. Great for mufflers, tailpipes, joints, and catalytic converters.




S80335 sealer 3 oz. tube 2.99 ea
S80333 putty 4 oz. pouches 4.99 ea
S80331 bandage 84 sq. in. 4.99 ea



1967 GTX Exhaust Tip Hangers ⚠

This hanger bolts to the rear end of the rear frame rail. For 1967 GTX models with dual exhaust.


MB2632 1967 exhaust tip hangers.. 78.99 pr



1968-74 A-Body Exhaust Tip Hangers ⚠

This hanger bolts to the rear end of the rear frame rail. For all 1968-74 A-Body models with dual exhaust.

MA2483 1968-74 exhaust tip hangers 38.99 pr



1968-74 B-Body Exhaust Tip Hangers ⚠

This hanger bolts to the rear end of the rear frame rail. For all 1968-74 B-Body models with dual exhaust.

MB2633 1968-70 Charger 71.99 pr
MB2634 1968-70 except Charger.. 71.99 pr
MB2635 1971-74 all B-Body 71.99 pr



1970 AAR/TA Exhaust Tip Hangers ⚠

Exhaust tip hangers for 1970 AAR *Cuda and Challenger T/A models. Manufactured from stamped steel these pieces bolt to the frame rails and include rubber insulators.

ME5041 1970 exhaust tip hangers.. 54.99 pr

EDP AUTHORIZED



1972-74 E-Body Exhaust Tip Hanger Bracket ⚠

Reproduction exhaust tip hanger bracket for 1972-74 E-Body models. This bracket bolts to the rear frame rail and supports the exhaust hanger. Each bracket features correct bolt hole locations, comes EDP coated, and is designed to replace the original exactly.

ME5053 1972-74 E-Body 23.99 ea



Replacement Style Steel Clamp ⚠


Correct replacement style clamps for most applications. Each clamp is listed as standard style or heavy-duty.

Standard 5/16" U-Bolt

35408 2" 1.99 ea
35413 2-1/4" 4.99 ea

Heavy-Duty 3/8" U-Bolt

35336 2-1/4" 2.99 ea
35337 2-1/2" 2.99 ea
35794 3" 3.99 ea



Stainless Steel Clamp ⚠

Stainless or plated exhaust clamp now available for chambered or aluminized exhaust systems. Stainless or plated clamps offer long-lasting effectiveness over the original style non-coated clamps.

E240 2" clamp stainless 13.99 ea
E241 2-1/4" clamp stainless 17.99 ea
E242 2-1/2" clamp stainless 24.99 ea
E243 2" clamp plated 4.99 ea
E244 2-1/4" clamp plated 4.99 ea
E245 2-1/2" clamp plated 2.99 ea



Tailpipe Expander ⚠

Used to remove clamp grooves and round out crushed or bent exhaust pipes to ensure a tight fit, eliminating exhaust leaks. The Hex end allows the use of a combination wrench to remove clamp grooves or small imperfections, or an impact wrench to expand pipes.

X3442 1-13/16" to 2-1/2" i.d. 44.99 ea

Muffler Components



1968-76 A & B-Body Resonator

This resonator for 1968-74 B-Body and 1975-76 A-Body models is manufactured to factory specifications to look, fit, and sound like factory originals. Fits 1968-70 Hemi B-Body models and 1971-74 B-Body and 1975-76 A-Body models with the deluxe sound insulation package. Mounts behind the rear axle.

MB2623 1968-76 2-1/4" 182.99 ea



1968-70 B-Body Resonator Assembly

Replacement tailpipe and resonator assembly for 1968-70 Hemi powered B-Bodies with over the axle exhaust. These assemblies are the original length and dimensions for a correct restoration. The pipe is made from heavy 14 gauge aluminized material and the resonators are fully aluminized for great appearance and long life.

MB15112 1968-70 LH 274.99 ea
MB15111 1968-70 RH 274.99 ea



1970-74 E-Body Resonator

Resonator for 1970-74 Barracuda and Challenger models. Manufactured to factory specifications to look and sound exactly like factory original resonators. This resonator mounts forward of the rear axle for non-TA/AAR models. Made in USA.

ME5034 1970-74 E-Body 135.99 ea



1965-74 Date Coded Resonators

These date coded resonators are for the restorers who demand originality. Includes the correct Pentastar logo (except where noted). Made from aluminized steel.

Note: *Includes exhaust tip. **Does not feature Pentastar logo.

A-Body - Barracuda
MN2352* 1965-67 dated 09-65 219.99 ea

B-Body with Hemi or 440 HP
MN2353 1966-70 dated 09-67 299.99 pr
MN2354 1966-70 dated 09-69 299.99 pr
MN2355 1966-70 dated 09-70 299.99 pr

E-Body
MN2360 1970-74 dated 08-69 99.99 pr
MN2359** 1970-74 dated 11-12-69 79.99 pr



1971 B-Body Resonator Straps

Resonator straps hold the resonators and give them additional support. Will fit all 1971 B-Body models.

MB2638 1971 resonator straps 47.99 pr



1970 AAR/TA Muffler Straps

Muffler straps for 1970 AAR 'Cuda and Challenger T/A models. These straps attach to each of the mufflers and secure them to the floor hangers.

ME5037 1970 TA/AAR 59.99 pr



1970-74 E-Body Muffler Heat Shields

Muffler heat shield for all 1970-74 Barracuda and Challenger models. E-Body muffler heat shields are mounted to the trunk floor above the muffler. Features correct contours to fit exactly as original.

ME5038 1970-74 heat shields 64.99 pr

New!



Muffler Clamp

Correct replacement muffler clamps are designed to replace the factory originals. Each clamp includes hardware. See below for correct application. Either 2" or 2-1/4" pipes.

Standard Clamp
HC92 with 2" 9.99 ea
HC93 with 2-1/4" 9.99 ea

Guillotine Clamp
HC94 with 2" 8.99 ea
HC95 with 2-1/4" 10.99 ea



1968-70 A-Body Muffler to Floor Pan Mounting Bracket

This steel muffler floor pan support bracket mounts to the floor pan and provides a place to attach the muffler hanger. Use for left or right.


MN2361 1968-70 A-Body 42.99 ea



1968-70 B-Body Muffler Hangers

Muffler hangers for all 1968-70 B-Body models. This hanger bolts to the floor pan mounting bracket and also supports and clamps the tailpipe to the muffler.


MB2637 1968-70 2-1/4" 59.99 pr



1968-74 B & E-Body Resonator Floor Pan Mounting Bracket

This LH resonator floor pan support bracket is made from steel and mounts to the LH side of the floor pan to provide a place to attach the resonator hanger. Hardware is included.

MN2362 1966-70 B-Body 38.99 ea
MN2363 1970-74 E-Body 41.99 ea



1970-74 E-Body Muffler Hangers

Muffler hangers for 1970-74 Barracuda and Challenger models. These hangers secure the rear side of the muffler to the trunk floor. For models with or without exhaust tips.

ME5040 1970-74 muffler hangers .. 49.99 pr



1970 AAR/TA Muffler Hangers

Muffler hangers for 1970 AAR 'Cuda and T/A Challenger models. This hanger bolts up to the floor board in order to support the muffler straps.

ME5039 1970 muffler hangers 112.99 pr

Mufflers



MB2620



MB2621

1962-74 A & B-Body OE Style Replacement Muffler

Our OE style mufflers feature a long-lasting double wrapped aluminized finish that's effective against salt road winters. Manufactured to perform exactly as original and produce the correct sound tone, these mufflers are also the closest to the original in appearance available. High-performance mufflers feature a two pass three chamber design that allows for improved exhaust flow and a slightly more aggressive tone. Correct for 340, 383, and 440 (M code) applications and feature flat corner dents that the factory added for clearance.

Note: Any engine modifications will alter the sound of the muffler. *18" Case, Replacement. **Max Wedge, Replacement. †Replacement. ‡Hemi, Replacement. ††Hemi, Performance.

A-Body

| Single Exhaust | | inlet | outlet | |
|----------------|---------|-------|--------|-----------|
| MA2439* | 1963-74 | 2" | 1-7/8" | 149.99 ea |

Dual Exhaust

| | | | | |
|---------|---------|--------|--------|-----------|
| MA2440* | 1967-74 | 2-1/4" | 2-1/4" | 149.99 ea |
| MA2441* | 1967-74 | 2-1/2" | 2-1/4" | 175.99 ea |

B-Body

Dual Exhaust

| | | | | |
|-----------|---------|--------|--------|-----------|
| MB2619** | 1962-64 | 2-1/2" | 2-1/4" | 166.99 ea |
| MB2620† | 1966-74 | 2-1/4" | 2-1/4" | 182.99 ea |
| MB2621†† | 1966-74 | 2-1/2" | 2-1/4" | 182.99 ea |
| MB2622††† | 1966-74 | 2-1/2" | 2-1/4" | 226.99 ea |



ME5029



ME5033

1970-74 E-Body Muffler

Muffler for all 1970-74 Barracuda and Challenger models. Features correct mounting locations as original and inner construction to produce the same great sound and tone as the original.

Note: *TA/AAR. **With Rear Tips. †Turndown.

| | | | |
|----------|---------|---------------|-----------|
| ME5029* | 1970 | LH or RH..... | 259.99 ea |
| ME5030** | 1970-74 | LH..... | 189.99 ea |
| ME5031** | 1970-74 | RH..... | 189.99 ea |
| ME5032† | 1970-74 | LH..... | 225.99 ea |
| ME5033† | 1970-74 | RH..... | 225.99 ea |



1962-76 Date Coded Muffler

This date coded muffler is for restorers who demand originality. These aluminized mufflers are the correct gauge metal with the correct date code, original part number, and Pentastar logo. Muffler measures 2-1/4" inlet and outlet.

Original Muffler Part #2208406

MN2351 1962-76 dated 10-61 89.99 ea



F42583

Transverse 80 Series Muffler

The 80 Series is designed for applications where the muffler must be mounted transversely (cross flow) behind the rear end. It provides an aggressive muscle car sound both inside and outside the vehicle. A replacement for early and late model Camaro models. Constructed of 16 gauge aluminized steel and fully MIG welded for maximum durability.

Center Inlet/Center Outlet

F42582 2-1/2" 4" x 9.75" x 24" ... 223.99 ea

Single Inlet/Dual Outlet

F42583 2-1/2" 4" x 9.73" x 21" ... 160.99 ea
F43083 3" 2-1/2" 4" x 9.73" x 21" ... 165.99 ea



F12018409



Super HP-2 Muffler


Designed for street rods, customs and vehicles where undercarriage space is tight, the Flowmaster Super HP-2 provides the exhaust performance you need in a compact package that fits wherever you need it. The Super HP-2 has a moderate tone with the appearance, durability, and sound control to suit daily drivers, weekend cruisers, and world-class show vehicles. Available with a 409S stainless steel case or polishable 304S stainless steel case in sizes from 2", 2-1/4", and 2-1/2". Made in USA.

409S Stainless Steel Case

| | | | |
|-----------|--------|-------------------|-----------|
| F12012409 | 2" | 4" x 5" x 12" ... | 160.99 ea |
| F12018409 | 2" | 4" x 5" x 18" ... | 199.99 ea |
| F12412409 | 2-1/4" | 4" x 5" x 12" ... | 160.99 ea |
| F12418409 | 2-1/4" | 4" x 5" x 18" ... | 199.99 ea |
| F12512409 | 2-1/2" | 4" x 5" x 12" ... | 160.99 ea |
| F12518409 | 2-1/2" | 4" x 5" x 18" ... | 199.99 ea |

304S Polishable Stainless Steel Case

| | | | |
|-----------|--------|-------------------|-----------|
| F12512304 | 2-1/2" | 4" x 5" x 12" ... | 199.99 ea |
| F12518304 | 2-1/2" | 4" x 5" x 18" ... | 247.99 ea |



F842515

Super 10 Series Muffler

Looking for the most aggressive sound available? Flowmaster's new Super 10 series mufflers are so aggressive, they aren't recommended for street driven vehicles. Best suited to racing applications, these feature the same Delta Flow performance technology used in the highly popular Super 40 and Super 44 series Flowmaster mufflers. Manufactured from durable 409S stainless steel for long-life and offered in a variety of configurations. Backed by a limited lifetime manufacturer's warranty, these short, single chamber mufflers deliver the closest thing to open pipe sound possible. If you want high impact sound, the Super 10 series mufflers are the answer. Measures: 6-1/2" x 9-1/2" x 4".

Note: These mufflers are recommended for off-highway use, not for street driven vehicles.

| | | | |
|----------|---------------|----------------------|----------|
| F842515 | 2-1/2" | center in/center out | 99.99 ea |
| F8425152 | 2-1/2" 2-1/4" | center in/dual out.. | 99.99 ea |
| F842518 | 2-1/2" | offset in/offset out | 99.99 ea |
| F843015 | 3" | center in/center out | 99.99 ea |
| F8430152 | 3" 2-1/2" | center in/dual out.. | 99.99 ea |



11224



114326



114329

4" x 9" Oval Muffler

Magnaflow's wide open performance mufflers outflow OEM chamber style mufflers by as much as 167%! This reduces engine heat and back pressure and improves exhaust scavenging from the combustion chamber. Magnaflow minimizes the power robbing effects of the OEM system to restore torque and horsepower to the engine. Magnaflow is the straight through, wide open performance muffler with a smooth, deep tone. These mufflers offer a reversible inlet/outlet design.

Stainless Steel Muffler


| | | | |
|-------|-----|--------------------------|-----------|
| 11224 | 14" | 2" inlet/outlet..... | 116.99 ea |
| 11225 | 14" | 2-1/4" inlet/outlet.... | 116.99 ea |
| 11226 | 14" | 2-1/2" inlet/outlet..... | 116.99 ea |
| 11229 | 14" | 3" inlet/outlet..... | 130.99 ea |

Polished Stainless Steel Muffler

| | | | |
|--------|-----|-------------------------|-----------|
| 114325 | 14" | 2-1/4" inlet/outlet.... | 154.99 ea |
| 114326 | 14" | 2-1/2" inlet/outlet.... | 154.99 ea |
| 114329 | 14" | 3" inlet/outlet..... | 169.99 ea |



Mufflers



5" x 8" Oval Case Muffler



Magnaflow's wide open performance mufflers outflow OEM chamber style mufflers by as much as 167%! This reduces engine heat and back pressure and improves exhaust scavenging from the combustion chamber. Magnaflow minimizes the power robbing effects of the OEM system to restore torque and horsepower to the engine. Magnaflow is the straight through, wide open performance muffler with a smooth, deep tone. Made in USA.

Stainless Steel Mufflers

Center Inlet/Center Outlet

| | | | |
|--------|-----|--------|-----------|
| 12214 | 14" | 2" | 116.99 ea |
| 12215 | 14" | 2-1/4" | 116.99 ea |
| 12216 | 14" | 2-1/2" | 116.99 ea |
| 122191 | 14" | 3" | 130.99 ea |

Center Inlet/Offset Outlet

| | | | |
|-------|-----|--------|-----------|
| 12224 | 14" | 2" | 109.99 ea |
| 12225 | 14" | 2-1/4" | 116.99 ea |
| 12226 | 14" | 2-1/2" | 116.99 ea |
| 12229 | 14" | 3" | 130.99 ea |

Offset Inlet/Dual Outlet

| | | | |
|-------|-----|---------------|-----------|
| 12266 | 18" | 2-1/2"/2-1/4" | 158.99 ea |
| 12265 | 18" | 2-1/2"/2-1/2" | 163.99 ea |
| 12267 | 18" | 3"/2-1/2" | 164.99 ea |

Polished Stainless Steel Mufflers

Center Inlet/Center Outlet

| | | | |
|--------|-----|--------|-----------|
| 142161 | 14" | 2-1/2" | 156.99 ea |
| 141511 | 14" | 3-1/2" | 196.99 ea |
| 141531 | 14" | 4" | 206.99 ea |

Offset Inlet/Dual Outlet

| | | | |
|-------|-----|---------------|-----------|
| 14266 | 18" | 2-1/2"/2-1/4" | 219.99 ea |
|-------|-----|---------------|-----------|

Center Inlet/Offset Outlet

| | | | |
|--------|-----|--------|-----------|
| 142261 | 14" | 2-1/2" | 156.99 ea |
| 142291 | 14" | 3" | 170.99 ea |

Offset Inlet/Offset Outlet

| | | | |
|--------|-----|--------|-----------|
| 142351 | 14" | 2-1/4" | 156.99 ea |
| 142361 | 14" | 2-1/2" | 156.99 ea |
| 142391 | 14" | 3" | 170.99 ea |



Circular Muffler



Magnaflow circular case mufflers. Available in 2 sizes and regular or mirror finish stainless steel. Made in USA.

Stainless Steel Mufflers

4" x 4" Mufflers

| | | | |
|-------|-----|--------|----------|
| 10416 | 14" | 2-1/2" | 98.99 ea |
|-------|-----|--------|----------|

5" x 5" Mufflers

| | | | |
|-------|-----|--------|-----------|
| 12866 | 14" | 2-1/2" | 135.99 ea |
| 12867 | 14" | 3" | 144.99 ea |

Polished Stainless Steel Mufflers

4" x 4" Mufflers

| | | | |
|--------|-----|--------|-----------|
| 144161 | 14" | 2-1/2" | 113.99 ea |
| 144191 | 14" | 3" | 121.99 ea |

5" x 5" Mufflers

| | | | |
|--------|-----|----|-----------|
| 148671 | 14" | 3" | 169.99 ea |
|--------|-----|----|-----------|

New!



Screamer Twintronic Muffler



With the success of QTP's electric cutout they took it to the next level. A dual mode muffler with a single inlet with a dual outlet. One outlet is a straight pipe with a valve at the end on a 360 degree floating flange for total adjust ability. When the valve is open you get the loud and free flowing exhaust system. Close the valve and the exhaust gases are diverted through the muffled section to get the quiet mild mannered sound. This is the only system out there that can give you exactly what you want. Other systems that make the power are loud and drone all the time which gets old. Other systems are on the quieter side, which lacks the power. With all the noise restrictions coming out The Screamer is the only system that gets you the power and sound you desire! All systems are stainless steel for clean look and made in the USA.

The Screamer

2-1/2" Valve

| | | | |
|--------|-----------|---------------------|-----------|
| 13252C | universal | 10" short case..... | 409.62 ea |
| 13250C | universal | 13-1/2" case..... | 427.87 ea |

3" Valve

| | | | |
|--------|-----------|---------------------|-----------|
| 13302C | universal | 10" short case..... | 415.50 ea |
| 13300C | universal | 13-1/2" case..... | 436.85 ea |


Reverse Internals Screamer

2-1/2" Valve

| | | | |
|--------|-----------|---------------------|-----------|
| 13253C | universal | 10" short case..... | 409.62 ea |
| 13251C | universal | 13-1/2" case..... | 427.87 ea |

3" Valve

| | | | |
|--------|-----------|---------------------|-----------|
| 13303C | universal | 10" short case..... | 415.50 ea |
| 13301C | universal | 13-1/2" case..... | 436.85 ea |



Glasspack Muffler



Magnaflow Glass Pack mufflers feature a free flowing, straight through perforated core, and Rockwool acoustical packing material to deliver a smooth, deep tone to ensure long-life and no sound degradation over time. Available in sizes from 2"-3" diameter. Made in USA.

| | | | |
|-------|--------|--------------------|----------|
| 18124 | 2" | 22" x 18" x 3-1/2" | 47.99 ea |
| 18134 | 2" | 26" x 22" x 3-1/2" | 49.99 ea |
| 18144 | 2" | 30" x 26" x 3-1/2" | 52.99 ea |
| 18125 | 2-1/4" | 22" x 18" x 3-1/2" | 46.99 ea |
| 18135 | 2-1/4" | 26" x 22" x 3-1/2" | 49.99 ea |
| 18145 | 2-1/4" | 30" x 26" x 3-1/2" | 52.99 ea |
| 18146 | 2-1/5" | 30" x 26" x 4" | 58.99 ea |
| 18129 | 3" | 22" x 18" x 4" | 67.99 ea |



Glasspack Muffler



Thrush mufflers have a straight through, smooth flowing, perforated center tube design for maximum flow and power. Made of a heavy gauge shell for durability. Feature expandable bushings for custom applications. Enjoy the unmistakable sound of a Thrush glasspack muffler today.

Note: Dimensions are: overall length x shell length x shell diameter.

| | | | |
|-------|--------|--------------------|----------|
| 24200 | 2" | 25" x 20" x 3-1/2" | 36.99 ea |
| 24202 | 2" | 27" x 22" x 3-1/2" | 36.99 ea |
| 24204 | 2" | 31" x 26" x 3-1/2" | 36.99 ea |
| 24201 | 2-1/4" | 25" x 20" x 3-1/2" | 36.99 ea |
| 24203 | 2-1/4" | 27" x 22" x 3-1/2" | 36.99 ea |
| 24205 | 2-1/4" | 31" x 26" x 3-1/2" | 28.99 ea |
| 24214 | 2-1/2" | 28" x 23" x 4" | 36.99 ea |



Universal Fit Raptor Muffler



Flowtech's new Raptor Turbo performance muffler features a unique sound rib case design and aluminized, lock seal construction. Low restriction, reduces back pressure and increases performance. Dimensions 13" x 10" x 4-1/2" with offset-inlet/center-outlet.

| | | |
|-------|--------|----------|
| 50050 | 2" | 52.99 ea |
| 50051 | 2-1/4" | 47.99 ea |
| 50052 | 2-1/2" | 47.99 ea |



Universal Super Turbo Muffler



Exclusive patented flow directors channel exhaust flow and eliminate turbulence, larger diameter internal tubes for maximum flow, along with fiberglass matting that delivers a mellow, true performance sound. All aluminized materials, double wrapped and arc welded for longer life and sharper appearance. All universal mufflers are reversible for custom installation.

Important: Sport model from 2" to 2-1/2" measures: 4" x 9-3/4" x 18-1/2" and 3" measures: 4" x 9-3/4" x 20", Street model measures: 4" x 9-3/4" x 25-1/2".

Sport


| | | | |
|-------|--------|----------------------------|----------|
| 17730 | 2" | inlet offset/center outlet | 69.99 ea |
| 17736 | 2" | inlet offset/offset outlet | 79.99 ea |
| 17731 | 2-1/4" | inlet offset/center outlet | 64.99 ea |
| 17732 | 2-1/4" | inlet offset/offset outlet | 76.99 ea |
| 17733 | 2-1/2" | inlet offset/center outlet | 62.99 ea |
| 17734 | 2-1/2" | inlet offset/offset outlet | 69.99 ea |
| 17797 | 2-3/4" | inlet offset/center outlet | 99.99 ea |
| 17744 | 3" | inlet offset/center outlet | 50.99 ea |
| 17743 | 3" | inlet offset/offset outlet | 65.99 ea |

Street

| | | | |
|-------|--------|-------------------------------|-----------|
| 17747 | 2-1/4" | inlet center/offset outlet | 76.99 ea |
| 17748 | 2-1/2" | inlet center/offset outlet | 99.99 ea |
| 17749 | 2-1/2" | inlet offset/offset outlet | 114.99 ea |
| 17758 | 2-1/2" | inlet cntr/offset dual outlet | 99.99 ea |



Mufflers



FLOWMASTER
THE HIGHEST TECHNOLOGY COMPANY

F42441

40 Series — Original Flowmaster Tone

This is the most "aggressive" sounding street/strip muffler that Flowmaster offers. If you're looking for attention, this one will get you noticed. The standard 40 series has an "aggressive rumble" and will generally resonate inside the vehicle around 1800-2000 RPM's, and again at 2400-2600 RPM's. Constructed of 16 gauge aluminized steel and fully MIG welded for maximum durability.

Offset Inlet/Center Outlet

| | | |
|--------|--------|----------|
| F42441 | 2-1/4" | 99.99 ea |
| F42541 | 2-1/2" | 99.99 ea |

Center Inlet/Offset Outlet

| | | |
|--------|--------|-----------|
| F42442 | 2-1/4" | 133.99 ea |
| F42542 | 2-1/2" | 133.99 ea |

Offset Inlet/Offset Outlet

| | | |
|--------|--------|----------|
| F42443 | 2-1/4" | 99.99 ea |
| F42543 | 2-1/2" | 99.99 ea |

Center Inlet/Dual Outlet

| | | |
|---------|-----------|----------|
| F430402 | 3" 2-1/2" | 99.99 ea |
|---------|-----------|----------|



FLOWMASTER
THE HIGHEST TECHNOLOGY COMPANY

F952546



F952445

Super 40 Series Muffler

The Super 40 gives you a deeper tone that retains our classic 40 Series sound and feel. Increased flow path radius for optimum internal flow using the latest in Delta Flow technology. Flowmaster state-of-the-art robot assembly technology assures a product that exceeds OEM auto manufacturers' specifications. To achieve such critical quality, Flowmaster performs extensive R&D at the track and in-house with our own engine and chassis Dyno facilities. Flowmaster Super 40 is aluminized, black in color and is the most aggressive, deepest sounding street two chamber muffler they've ever built. Enjoy some American Thunder today!

Center Inlet/Center Outlet

| | | |
|---------|--------|-----------|
| F952445 | 2-1/4" | 143.99 ea |
| F952545 | 2-1/2" | 133.99 ea |
| F953045 | 3" | 133.99 ea |

Offset Inlet/Center Outlet

| | | |
|---------|--------|-----------|
| F952446 | 2-1/4" | 133.99 ea |
| F952546 | 2-1/2" | 133.99 ea |
| F953046 | 3" | 133.99 ea |

Center Inlet/Offset Outlet

| | | |
|---------|--------|-----------|
| F952547 | 2-1/2" | 133.99 ea |
| F953047 | 3" | 133.99 ea |

Offset Inlet/Offset Outlet

| | | |
|---------|--------|-----------|
| F952448 | 2-1/4" | 134.99 ea |
| F952548 | 2-1/2" | 133.99 ea |
| F953048 | 3" | 133.99 ea |

FLOWMASTER
DELTA FLOW TECHNOLOGY



FLOWMASTER
THE HIGHEST TECHNOLOGY COMPANY

F842543

Delta Flow 40 Muffler

This 2 chamber design incorporates Flowmasters patented "Delta Flow" technology. The "Delta" deflectors result in increased scavenging for better performance and reduced interior resonance over the standard 40 series with a nice growl outside the vehicle. Sounds great on late model performance vehicles with catalytic converters. Constructed of 16 gauge steel and fully MIG welded for maximum durability.

Offset Inlet/Center Outlet

| | | |
|---------|--------|-----------|
| F842541 | 2-1/2" | 154.99 ea |
| F843041 | 3" | 154.99 ea |

Center Inlet/Offset Outlet

| | | |
|---------|--------|-----------|
| F842543 | 2-1/2" | 154.99 ea |
|---------|--------|-----------|

FLOWMASTER
DELTA FLOW TECHNOLOGY



FLOWMASTER
THE HIGHEST TECHNOLOGY COMPANY

F942545



F942448

Super 44 Delta Flow Muffler

The Super 44 is the most aggressive, deepest toned street and strip muffler Flowmaster has ever made! The Super 44's offer maximum performance, an improved flow path radius, and generates more torque and more power than ever before! If you really want to hear your exhaust system inside as well as outside, the Super 44 is for you!

Center Inlet/Center Outlet

| | | |
|---------|--------|-----------|
| F942445 | 2-1/4" | 113.99 ea |
| F942545 | 2-1/2" | 113.99 ea |
| F943045 | 3" | 113.99 ea |

Offset Inlet/Center Outlet

| | | |
|---------|--------|-----------|
| F942446 | 2-1/4" | 113.99 ea |
| F942546 | 2-1/2" | 113.99 ea |
| F943046 | 3" | 113.99 ea |

Center Inlet/Offset Outlet

| | | |
|---------|--------|-----------|
| F942447 | 2-1/4" | 113.99 ea |
| F942547 | 2-1/2" | 113.99 ea |
| F943047 | 3" | 113.99 ea |

Offset Inlet/Offset Outlet

| | | |
|---------|--------|-----------|
| F942448 | 2-1/4" | 113.99 ea |
| F942548 | 2-1/2" | 113.99 ea |
| F943048 | 3" | 113.99 ea |

Center Inlet/Dual Outlet

| | | |
|----------|----|-----------|
| F9430452 | 3" | 113.99 ea |
|----------|----|-----------|

FLOWMASTER
THE HIGHEST TECHNOLOGY COMPANY



FLOWMASTER
THE HIGHEST TECHNOLOGY COMPANY

F52556

50 Series Muffler

The SUV/Performance muffler is a larger version of Flowmasters 50 Series Delta Flow muffler and is specially designed for trucks, light SUVs and high horsepower vehicles. The larger H-chamber reduces interior resonance to a minimum. Constructed of 16 gauge aluminized steel and fully MIG welded for maximum durability.

Center Inlet/Center Outlet

| | | |
|--------|--------|-----------|
| F52555 | 2-1/2" | 185.99 ea |
| F53055 | 3" | 185.99 ea |

Offset Inlet/Center Outlet

| | | |
|--------|--------|-----------|
| F52556 | 2-1/2" | 185.99 ea |
| F53056 | 3" | 185.99 ea |

Center Inlet/Offset Outlet

| | | |
|--------|--------|-----------|
| F52557 | 2-1/2" | 185.99 ea |
| F53057 | 3" | 185.99 ea |

Offset Inlet/Offset Outlet

| | | |
|--------|--------|-----------|
| F52558 | 2-1/2" | 185.99 ea |
| F53058 | 3" | 185.99 ea |

FLOWMASTER
DELTA FLOW TECHNOLOGY



FLOWMASTER
THE HIGHEST TECHNOLOGY COMPANY

F842453

Delta Flow 50 Series

This is the latest design of the 50 series muffler that utilizes Flowmasters patented "Delta Flow" technology along with an "H-Chamber" to eliminate most all interior resonance and still have that famous Flowmaster sound outside the vehicle. Constructed of 16 gauge steel and fully MIG welded for maximum durability.

Offset Inlet/Center Outlet

| | | |
|---------|--------|-----------|
| F842451 | 2-1/4" | 175.99 ea |
| F842551 | 2-1/2" | 175.99 ea |
| F843051 | 3" | 175.99 ea |

Center Inlet/Offset Outlet

| | | |
|---------|--------|-----------|
| F842452 | 2-1/4" | 169.99 ea |
|---------|--------|-----------|

Offset Inlet/Offset Outlet

| | | |
|---------|--------|-----------|
| F842453 | 2-1/4" | 175.99 ea |
| F842553 | 2-1/2" | 175.99 ea |

FLOWMASTER
THE HIGHEST TECHNOLOGY COMPANY



Muffler Heat Shield

Formed aluminum heat shield designed to mount on muffler for added protection in reducing heat radiated from mufflers and reducing interior noise. Attaches easily with included straps. Fits 5" x 10" x 17" mufflers.

| | | |
|--------|-------|----------|
| F51017 | | 56.99 ea |
|--------|-------|----------|

Mufflers



P1021

Street Pro™


P1030

Race Pro™


P1038

Violator™

409 Stainless Muffler



Pypes Street Pro mufflers are chambered to maintain rich sound without resonance, Sound Rating = 7.0-7.5/10. When it comes to flow, you just can't get anything better than our Race Pro Muffler. Race Pro mufflers have a straight through design, Sound Rating = 7.0/10. Violator mufflers have an internal louvered tube with mini sound deflector chambers, making it flow like a straight through muffler but with the sound of a chambered muffler, Sound Rating = 9.0/10. Each muffler case measures: 4" x 9" x 14".

Street Pro Mufflers

Offset In/Opposite Offset Out

| | | |
|---------------------|--------|----------|
| 409 Stainless Steel | | |
| P1021 | 2-1/2" | 95.99 ea |
| P1023 | 3" | 95.99 ea |

Offset In/Center Out

| | | |
|---------------------|------|----------|
| 409 Stainless Steel | | |
| P1022 | 2.5" | 95.99 ea |

Race Pro Mufflers

Offset In/Opposite Offset Out

| | | |
|---------------------|--------|----------|
| 409 Stainless Steel | | |
| P1029 | 2-1/2" | 99.99 ea |
| P1031 | 3" | 95.99 ea |

Offset In/Center Out

| | | |
|---------------------|--------|----------|
| 409 Stainless Steel | | |
| P1030 | 2-1/2" | 99.99 ea |

Violator Mufflers

Offset In/Opposite Offset Out

| | | |
|---------------------|--------|----------|
| 409 Stainless Steel | | |
| P1038 | 2-1/2" | 95.99 ea |
| P1040 | 3" | 95.99 ea |

Offset In/Center Out

| | | |
|---------------------|--------|----------|
| 409 Stainless Steel | | |
| P1039 | 2-1/2" | 95.99 ea |

New!

**Muffler
With Attitude**


BM0114



BM0101



BM0105



MWA High Performance Muffler



The Gibson MWA Muffler delivers maximum sound and the best muffler flow period! This straight-thru design promotes exhaust gases to flow at the highest rates flowing only 3 cfm less than a 3" straight pipe, improving power potential while keeping interior drone to a minimum. The MWA muffler has no internal packing or weak baffles, allowing it to maintain a lightweight design with a unique and powerful sound. The MWA muffler is Made in the USA and is constructed of high-quality stainless steel. When its time to make your Hot Rod or Sport Truck sound and perform as good as it looks, there is no other choice than Gibson's MWA, "Muffler With Attitude".

Race Muffler

5" x 10" Round Body

| | | |
|----------------------|--------|----------|
| Center In/Center Out | | |
| BM0113 | 2-1/2" | 99.99 ea |
| BM0114 | 3" | 99.99 ea |

High Performance Muffler

4" x 9" x 14" Oval Body

| | | |
|----------------------|--------|----------|
| Offset In/Center Out | | |
| BM0100 | 2-1/4" | 99.99 ea |
| BM0101 | 2-1/2" | 99.99 ea |
| BM0102 | 3" | 99.99 ea |

| | | |
|----------------------|--------|----------|
| Offset In/Offset Out | | |
| BM0103 | 2-1/4" | 99.99 ea |
| BM0104 | 2-1/2" | 99.99 ea |
| BM0105 | 3" | 99.99 ea |

| | | |
|----------------------|--------|----------|
| Center In/Center Out | | |
| BM0106 | 2-1/4" | 99.99 ea |
| BM0107 | 2-1/2" | 99.99 ea |
| BM0108 | 3" | 99.99 ea |

| | | |
|--------------------|--------------------------------|-----------|
| Center In/Dual Out | | |
| BM0109 | 3" inlet, two 2-1/2" outlet... | 101.99 ea |
| BM0110 | 3" inlet, two 3" outlet | 101.99 ea |

| | | |
|------------------|--------|-----------|
| Dual In/Dual Out | | |
| BM0111 | 2-1/2" | 129.99 ea |
| BM0112 | 3" | 129.99 ea |

New!
55122S
detail view

4" x 9" x 13"



55142S

4" x 9" x 18"



55162S



CFT Superflow Muffler



Gibson's CFT Superflow muffler with Convergent Flow Technology actually tunes your exhaust by using resonance chambers, directional louvered tuning ports and angular induction to draw exhaust gases into the muffler and expel it at a higher velocity. The result is a muffler that doesn't have packing to wear out, yet delivers more power and a performance sound. This muffler features a chambered and louvered core, to ensure no sound degradation overtime, and fully welded solid internal construction. This result delivers more power with a deep tone.

4" x 9" x 13" Oval Body

Center In/Center Out

| | | |
|--------|--------|-----------|
| 55111S | 2-1/4" | 139.99 ea |
| 55112S | 2-1/2" | 139.99 ea |
| 55113S | 3" | 139.99 ea |

Center In/Offset Out

| | | |
|--------|--------|-----------|
| 55121S | 2-1/4" | 139.99 ea |
| 55122S | 2-1/2" | 139.99 ea |
| 55123S | 3" | 139.99 ea |

Offset In/Offset Out

| | | |
|--------|--------|-----------|
| 55131S | 2-1/4" | 139.99 ea |
| 55132S | 2-1/2" | 139.99 ea |
| 55174S | 3" | 139.99 ea |

Offset In/Center Out

| | | |
|--------|--------|-----------|
| 55141S | 2-1/4" | 139.99 ea |
| 55142S | 2-1/2" | 139.99 ea |
| 55143S | 3" | 139.99 ea |

4" x 9" x 18" Oval Body

Center In/Center Out

| | | |
|--------|--------|-----------|
| 55151S | 2-1/4" | 149.99 ea |
| 55152S | 2-1/2" | 149.99 ea |
| 55153S | 3" | 149.99 ea |

Center In/Offset Out

| | | |
|--------|--------|-----------|
| 55161S | 2-1/4" | 149.99 ea |
| 55162S | 2-1/2" | 149.99 ea |
| 55163S | 3" | 149.99 ea |

Offset In/Offset Out

| | | |
|--------|--------|-----------|
| 55171S | 2-1/4" | 149.99 ea |
| 55172S | 2-1/2" | 149.99 ea |
| 55173S | 3" | 149.99 ea |

Offset In/Center Out

| | | |
|--------|--------|-----------|
| 55192S | 2-1/2" | 149.99 ea |
| 55193S | 3" | 149.99 ea |

Center In/Dual Out

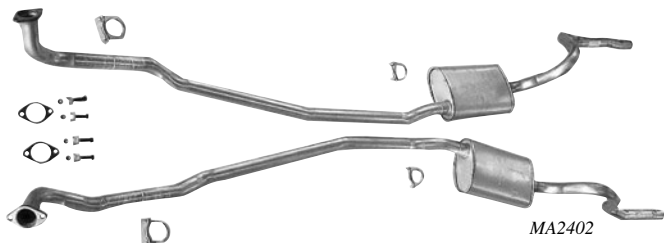
| | | |
|--------|--------------------------------|-----------|
| 55187S | 2-1/4" in, two 2-1/4" outlet | 149.99 ea |
| 55189S | 3" inlet, two 2-1/2" outlet... | 149.99 ea |

Dual In/Dual Out

| | | |
|--------|--------|-----------|
| 55106S | 2-1/2" | 156.99 ea |
|--------|--------|-----------|



Exhaust Systems



1962-74 Exhaust System



High-quality replacement exhaust systems for various 1962-74 A, B, & E-Body models. Get years of dependable service and long-lasting good looks with an exhaust system that includes all mounting hardware except hangers. Applications are available for a wide variety of vehicles.

Important: Except where otherwise noted, exhaust tips are not included with any exhaust system.

Note: Shipped truck freight.

| A-Body | | | | |
|--------|---------|--|---------|-----|
| MA2321 | 1963-66 | slant 6, 111" WB..... | 669.99 | set |
| MA2502 | 1963-66 | slant 6, 111" WB high-performance..... | 669.99 | set |
| MA2396 | 1967-73 | slant 6, 111" WB..... | 669.99 | set |
| MA2398 | 1967-73 | slant 6, 111" WB high-performance..... | 745.99 | set |
| MA2407 | 1965-66 | Hi-po System w/resonator/tip assembly... | 1568.99 | set |
| MA2399 | 1967 | 383 Barracuda with turndown tailpipes.... | 1340.99 | set |
| MA2400 | 1967 | 383 Dart with turndown tailpipes..... | 1340.99 | set |
| MA2408 | 1967 | Hi-po system w/resonator/tip assembly ... | 1568.99 | set |
| MA2409 | 1967-74 | 318 factory style single system..... | 983.99 | set |
| MA2410 | 1967-74 | 318 factory style w/larger pipe/muffler | 1105.99 | set |
| MA2395 | 1967-73 | slant 6, 108" WB..... | 669.99 | set |
| MA2397 | 1967-73 | slant 6, 108" WB high-performance..... | 745.99 | set |
| MA2401 | 1968-69 | 383 Barracuda with exhaust tips..... | 1340.99 | set |
| MA2402 | 1968-69 | 340 Barracuda for exhaust tips..... | 1365.99 | set |
| MA2403 | 1968-69 | 383 Dart with exhaust tips..... | 1340.99 | set |
| MA2404 | 1968-69 | 340 Dart with exhaust tips..... | 1218.99 | set |
| MA2405 | 1971-74 | All 340/360 systems with exhaust tips..... | 1218.99 | set |
| MA2406 | 1971-74 | All 340/360 with turndown tailpipes..... | 1218.99 | set |

| B-Body | | | | |
|--------|---------|---|---------|-----|
| MB2536 | 1962 | Max Wedge 413-426 system..... | 2800.99 | set |
| MB2552 | 1962 | 361/383/426 Wedge w/turndown T-pipe..... | 1420.99 | set |
| MB2537 | 1963 | Max Wedge 413/426 system..... | 2800.99 | set |
| MB2553 | 1963-65 | 361/383/426 Wedge system..... | 1420.99 | set |
| MB2554 | 1966-67 | 361/383 with turndown tailpipes..... | 1346.99 | set |
| MB2540 | 1966-67 | 426 Hemi with turndown tailpipes..... | 1605.99 | set |
| MB2545 | 1967 | 440 system with turndown pipes..... | 1535.99 | set |
| MB2550 | 1967 | 426 Hemi GTX for exhaust tips..... | 1581.99 | set |
| MB2551 | 1967 | 440 GTX system for exhaust tips..... | 1535.99 | set |
| MB2546 | 1968-69 | 440 system for exhaust tips..... | 1518.99 | set |
| MB2547 | 1968-69 | 440 system with turndown tailpipes..... | 1518.99 | set |
| MB2557 | 1968-69 | 383 system for exhaust tips..... | 1365.99 | set |
| MB2558 | 1968-69 | 383 system with turndown tailpipes..... | 1365.99 | set |
| MB2540 | 1968-70 | 426 Hemi with turndown tailpipes..... | 1605.99 | set |
| MB2541 | 1968-70 | 426 Hemi with full tail pipes for exh tips..... | 1605.99 | set |
| MB2542 | 1968-70 | 426 Hemi with resonators for tips..... | 1866.99 | set |
| MB2538 | 1970 | 440 system for exhaust tips..... | 1518.99 | set |
| MB2539 | 1970 | 440 system with turndown tailpipes..... | 1355.99 | set |
| MB2555 | 1970 | 383 system for exhaust tips..... | 1365.99 | set |
| MB2556 | 1970 | 383 system with turndown tailpipes..... | 1365.99 | set |
| MB2544 | 1971 | 426 system with resonators..... | 1867.99 | set |
| MB2548 | 1971-74 | 440 system for exhaust tips..... | 1450.99 | set |
| MB2549 | 1971-74 | 440 system with turndown pipes..... | 1399.99 | set |
| MB2559 | 1971-74 | 383/400 system for exhaust tips..... | 1288.99 | set |
| MB2560 | 1971-74 | 383/400 with turndown tailpipes..... | 1288.99 | set |
| MB2561 | 1971-74 | 440 system for exhaust tips..... | 1482.99 | set |
| MB2562 | 1971-74 | 440 system with turndown pipes..... | 1323.99 | set |
| MB2563 | 1971-74 | 340/360 system for exhaust tips..... | 1288.99 | set |
| MB2564 | 1971-74 | 340/360 with turndown tailpipes..... | 1288.99 | set |

| E-Body | | | | |
|--------|---------|---|---------|-----|
| ME1720 | 1970 | TA-AAR system with exhaust tips..... | 1602.99 | set |
| ME1721 | 1970 | 340 'Cuda system..... | 1446.99 | set |
| ME1722 | 1970 | 340 Challenger system..... | 1446.99 | set |
| ME1718 | 1970-71 | 426 Hemi 'Cuda system..... | 1806.99 | set |
| ME1719 | 1970-71 | 426 Hemi Challenger system..... | 1806.99 | set |
| ME1724 | 1970-74 | 383/400 'Cuda system..... | 1787.99 | set |
| ME1725 | 1970-74 | 383/400 Challenger system..... | 1787.99 | set |
| ME1726 | 1970-74 | 440 'Cuda and Six-Barrel system..... | 1949.99 | set |
| ME1727 | 1970-74 | 440 Challenger and Six-Pak system..... | 1771.99 | set |
| ME1728 | 1970-74 | 318 single Y-pipe system..... | 1216.99 | set |
| ME1729 | 1970-74 | 318 single Y-pipe system with resonator.. | 1353.99 | set |
| ME1723 | 1971-74 | 340/360 system..... | 1446.99 | set |



Stainless Performance Exhaust System



Pypes exhaust systems deliver enhanced performance, provide extra punch in the passing lane, and improve gas mileage. Fabricated using the highest quality materials, 16 gauge, mandrel bent, stainless steel pipe ensures maximum exhaust gas flow, which can significantly boost horsepower. The stainless pipe and muffler construction resists corrosion and extends the life of their system. Pypes mufflers, X-pipes, and OEM style stainless tailpipes, are precision matched to deliver the ultimate in sound as well as performance. Cadmium-plated or stainless hardware and hangers are included. These systems can be installed without any special tools. Some cutting may be required. 2-1/2" crossmember back system.

Note: Shipped double oversize.



| A-Body | | | |
|---------------------------------|---------|-------------------|------------|
| With Street Pro Mufflers | | | |
| MA2490 | 1967-73 | | 628.99 set |
| With Race Pro Mufflers | | | |
| MA2491 | 1967-73 | | 628.99 set |
| With Violator Mufflers | | | |
| MA2492 | 1967-73 | | 628.99 set |
| B-Body | | | |
| With Street Pro Mufflers | | | |
| MB1690 | 1966-74 | | 656.99 set |
| E-Body | | | |
| With Street Pro Mufflers | | | |
| ME2803 | 1970-74 | valance exit..... | 722.99 set |



1970-72 E-Body Exhaust

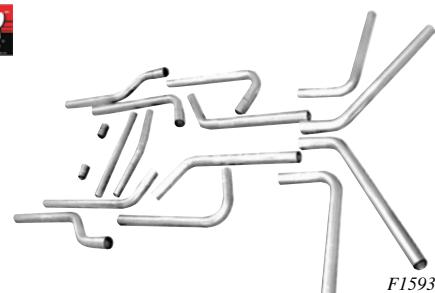


These crossmember back systems include stainless exhaust pipes with X-pipe, clamps, 4" x 9" x 14" mufflers, hangers, dual exhaust with a dual split rear exit. Made from 100% stainless steel, easy-to-install, mandrel bent. All welded. Built to last. For 318/340/360/383/426/440.

Note: Shipped double oversize.



| | | | |
|--------|---------|-------------|-------------|
| 115851 | 1970-72 | 2-1/2"..... | 898.99 set |
| 115852 | 1970-72 | 3"..... | 1083.99 set |



U-Fit Dual Pipe Set



These new sets include all the pipes you need to build a custom dual exhaust system in 2-1/4", 2-1/2", or 3" pipe diameters. These U-Fit sets include the front adapter pipes, intermediate pipes, H-pipe assembly and over-the-axle pipes. Each piece has a slip fit connection, for easy assembly and built from mandrel bent, 16 gauge aluminized steel tubing.

Note: Hardware not included. Shipped oversize.



| | | |
|--------|-------------|------------|
| F15935 | 2-1/4"..... | 582.99 set |
| F15936 | 2-1/2"..... | 444.99 set |
| F15937 | 3"..... | 471.99 set |



Exhaust Cutouts



P1074K



Universal Dual Electric Cutout Set




The optional electric exhaust cutouts make uncorking your exhaust as easy as flipping a switch. Electric cutout set includes: 2 valves, wire harness, switch, mounting hardware, and 2 gaskets. Limited lifetime warranty. Available with or without Y-pipes. Made in USA.

Note: Connects to any 2-1/2" exhaust with a straight section of approximately 12" in length and enough clearance for the motor/valve assemblies.

Includes 2-1/2" Y-Pipes (Dump Legs)

P1074K cutout set with Y-pipes 567.99 set



25057



Stainless Steel Electric Cutout



These cutouts feature a rugged 12 Volt DC motor and rotating gate for a leak proof seal every time the cutout is opened and closed. When fully opened, these cutouts do not create exhaust flow obstructions that can create a leaky gasket sound, unlike butterfly style cutouts. A pre-wired harness with an illuminated rocker switch is supplied for easy installation. Uncork your exhaust with the flip of a switch from your dash. The cutouts are ideal for race tracks that don't require mufflers. Available individually, in pairs, or in complete kits with Y-Pipes for easy installation. Made in USA.

Important: Not recommended for vehicles equipped with catalytic converters.

Emissions Note: (3) Non-CARB compliant (not legal for emission controlled vehicles).

2-1/2" Cutouts

25054 complete electric cutout set ... 585.99 set
25052 single electric cutout 279.99 ea
25053 pair electric cutouts 471.99 pr

3" Cutouts

25057 complete electric cutout set ... 585.99 set
25055 single electric cutout 288.99 ea
25056 pair electric cutouts 499.99 pr



25058



Stainless Steel Cutout Turndown



Easily route your cutout exhaust flow in any direction with these easily installed 304 stainless steel turndowns. These turndowns are made specifically for Doug's electric cutouts and included stainless band clamps for weld free attachment. Made in USA.

25058 2-1/2" turndown pipe 56.99 ea
25059 3" turndown pipe 56.99 ea



MN2443



MN2446



MN2447



MN2450



MN2453

Electric Exhaust Cutout



Don't crawl under your vehicle to uncork your exhaust ever again by switching to electric cutouts. Keep them closed and quiet for the street, wide open for the strip, or anywhere in between with the flip of a switch. You control the volume and the power! Available in sizes 2-1/4" to 4" and a low profile oval design for applications with limited ground clearance. Fits 2-1/4" to 3" round exhaust pipe. Built with high-quality materials CNC 6061 aluminum body and motor plate, stainless steel shaft and butterfly plate, high torque DC gear driven motor, weather tight wiring connectors, and custom illuminated toggle switch.

Note: Match valve size with cutout size for optimal fit and performance.

Emissions Note: (3) Non-CARB compliant (not legal for emission controlled vehicles).

Electric Cutout Valves - Individual

| Part# | Cutout Size | Additional Notes | Price |
|--------|--------------|---|-----------|
| MN2443 | 2-1/4" valve | | 217.99 ea |
| MN2444 | 2-1/2" valve | | 217.99 ea |
| MN2445 | 3" valve | | 217.99 ea |
| MN2446 | oval valve | includes connector, fits 2-1/2" to 3" round pipe..... | 239.99 ea |
| MN2447 | 3-1/2" valve | | 217.99 ea |
| MN2448 | 4" valve | | 238.99 ea |
| MN2449 | 4" valve | includes 4" three bolt flange..... | 268.99 ea |

Electric Cutout Valve Sets

| | | | |
|--------|-------------------|---|-----------|
| MN2450 | two 2-1/4" valves | | 430.99 pr |
| MN2451 | two 2-1/2" valves | | 430.99 pr |
| MN2452 | two 3" valves | | 430.99 pr |
| MN2453 | two oval valves | includes connector, fits 2-1/2" to 3" round pipe..... | 487.99 pr |
| MN2454 | two 3-1/2" valves | | 430.99 pr |
| MN2455 | two 4" valves | | 478.99 pr |
| MN2456 | two 4" valves | includes 4" three bolt flange..... | 532.99 pr |



MN2463

Stainless Steel Cutout Pipe



Stainless steel exhaust cutout pipes for all models. Manufactured from 304 stainless steel with a polished finish. They feature a TIG welded construction with a 3/8" flange for a proper seal. Includes: the end cap, gasket and hardware for an easy installation.

Emissions Note: (3) Non-CARB compliant (not legal for emission controlled vehicles).

| | | |
|--------|---------------------|----------|
| MN2460 | 2-1/4" cutout | 62.99 ea |
| MN2461 | 2-1/2" cutout | 62.99 ea |
| MN2462 | 3" cutout | 62.99 ea |
| MN2463 | 3-1/2" cutout | 62.99 ea |
| MN2464 | 4" cutout | 99.99 ea |



MN2400



MN2457

Universal Exhaust Turndown



Universal exhaust turndowns for electric cutouts. The round tips feature a 360 degrees floating flange which allows turning in any direction. Manufactured from stainless steel with a polished finish.

Emissions Note: (3) Non-CARB compliant (not legal for emission controlled vehicles).

| | | |
|--------|-----------------------|----------|
| MN2457 | 2-1/2" turndown | 31.99 ea |
| MN2458 | 3" turndown | 31.99 ea |
| MN2400 | oval turndown | 33.99 ea |



Electric Cutout Remote Control System



Remote control for your electric cutout system. When space is a premium this control box gives you the flexibility you need. Includes 2 wireless key fobs for 100% control over your cutouts at the push of a button.

Emissions Note: (3) Non-CARB compliant (not legal for emission controlled vehicles).

| | | |
|--------|-------|-----------|
| MN2466 | | 99.99 set |
|--------|-------|-----------|



Exhaust Tips



1965-67 A-Body Resonator & Tip Assembly

Replacement resonator and tip assembly for 1965-67 Dart and Barracuda models with the 273 high-performance option. Features a fully aluminized resonator, with a mirrorlike finish stainless tip that is made to look and perform well for many years.

MA2443 1965-67 resonator and tip 548.99 ea



MA2388



MA2390

1968-74 A-Body Stainless Tips

Stainless exhaust tips for 1968-74 A-Body models. Feature the correct finish and mounting hanger. Will fit 1968-69 Dart/Valiant, 1970-74 Duster, 1971-72 Demon, and 1973-74 Dart Sport.

| | | | |
|--------|---------|------------------|-----------|
| MA2388 | 1968-74 | 2-1/4" i.d. | 191.99 pr |
| MA2389 | 1968-74 | 2-1/2" i.d. | 191.99 pr |
| MA2390 | 1968-74 | 3" i.d. | 225.99 pr |



MA2394



MA2446

1968-74 A-Body Exhaust Tips

Reproduction exhaust tips for various A-Body models. Features the correct contours and mounting hangers. Available in chrome and polished stainless.

1968-69 Barracuda, 1970 Dart Swinger

| | | | | |
|--------|---------|-------------|-----------|-----------|
| MA2392 | 1968-70 | 2-1/4" i.d. | stainless | 191.99 pr |
| MA2393 | 1968-70 | 2 1/2" i.d. | stainless | 191.99 pr |
| MA2394 | 1968-70 | 3" i.d. | stainless | 225.99 pr |

1968-69 Dart/Valiant

| | | | | |
|--------|---------|---------|--------|-----------|
| MA2446 | 1968-74 | 2" o.d. | chrome | 248.99 pr |
|--------|---------|---------|--------|-----------|

1970-74 Duster/Demon/Dart Sport

| | | | | |
|--------|---------|-------------|--------|-----------|
| MA2446 | 1968-74 | 2-1/4" o.d. | chrome | 248.99 pr |
|--------|---------|-------------|--------|-----------|



MB2648

1971-74 B-Body Slotted Exhaust Tips

These authentic Mopar exhaust tips for 1971-74 B-Body models feature correct slots, painted insert and are polished to a mirrorlike finish. Available in the short (approximately 12") or long style (approximately 14"). Sold as a pair.

Long Style with Red Insert

| | | | | |
|---------|---------|--------|-----------|-----------|
| MB1686 | 1971-72 | 2-1/4" | stainless | 323.99 pr |
| MB2648* | 1971-72 | 2-1/2" | stainless | 199.99 pr |
| MB1493 | 1971-72 | 3" | stainless | 354.99 pr |

Long Style with Black Insert

| | | | | |
|--------|---------|--------|-----------|-----------|
| MB1494 | 1971-72 | 2-1/2" | stainless | 354.99 pr |
| MB1495 | 1971-72 | 3" | stainless | 354.99 pr |

Short Style with Red Insert

| | | | | |
|--------|---------|--------|-----------|-----------|
| MB2649 | 1971-74 | 2-1/2" | stainless | 354.99 pr |
| MB1497 | 1971-74 | 3" | stainless | 354.99 pr |



MB2650

1971-74 B-Body Resonator Exhaust Tips

These authentic Mopar slotted exhaust tips feature correct painted inserts and are polished to a mirrorlike finish. For 1971-74 B-Body models with resonators. Sold as a pair.

Short Style

| | | | |
|--------|---------|------------------|-----------|
| MB2650 | 1971-72 | Plymouth - red.. | 144.99 pr |
| MB1498 | 1971-72 | Plymouth - black | 144.99 pr |

Long Style

| | | | |
|--------|---------|------------------|-----------|
| MB1499 | 1971-74 | Dodge - red..... | 299.99 pr |
| MB1499 | 1973-74 | Plymouth - red.. | 299.99 pr |



MB2642

1968-70 B-Body Exhaust Tips

Replacement exhaust tips for various B-Body models. Choose from highly polished chrome or a big bore 304 stainless design. Chrome tips feature the proper drain hole and install inside of the tailpipe as original.

Charger

| | | | | |
|---------|---------|-------------|-----------|-----------|
| MB15117 | 1968-70 | 2-1/4" o.d. | chrome.. | 252.99 pr |
| MB2639 | 1968-70 | 2-1/4" i.d. | stainless | 191.99 pr |
| MB2640 | 1968-70 | 2-1/2" i.d. | stainless | 191.99 pr |
| MB2641 | 1968-70 | 3" i.d. | stainless | 225.99 pr |

GTX/Road Runner

| | | | | |
|---------|---------|-------------|-----------|-----------|
| MB15118 | 1968-70 | 2-1/4" o.d. | chrome | 260.99 pr |
| MB2642 | 1968-70 | 2-1/4" i.d. | stainless | 191.99 pr |
| MB2643 | 1968-70 | 2-1/2" i.d. | stainless | 225.99 pr |
| MB2644 | 1968-70 | 3" i.d. | stainless | 225.99 pr |

Super Bee/Coronet R/T

| | | | | |
|---------|---------|-------------|-----------|-----------|
| MB15119 | 1968-70 | 2-1/4" o.d. | chrome | 259.99 pr |
| MB2645 | 1968-70 | 2-1/4" i.d. | stainless | 191.99 pr |
| MB2646 | 1968-70 | 2-1/2" i.d. | stainless | 191.99 pr |
| MB2647 | 1968-70 | 3" i.d. | stainless | 225.99 pr |



ME1008



ME8138

1970-74 E-Body Stainless Exhaust Tips

These reproduction exhaust tips for 1970-74 E-Body models are manufactured in stainless steel and polished to a bright finish. For all Barracuda and Challenger models with the optional exhaust tips. Sold as a pair.

Barracuda

| | | | |
|--------|---------|------------------|-----------|
| ME1008 | 1970-74 | 2" o.d. | 204.99 pr |
| ME8137 | 1970-74 | 2-1/2" i.d. | 149.99 pr |

Challenger

| | | | |
|--------|---------|------------------|-----------|
| ME1009 | 1970-74 | 2" o.d. | 238.99 pr |
| ME8138 | 1970-74 | 2-1/2" i.d. | 169.99 pr |



ME1753



ME1714

1970-74 E-Body Performance Exhaust Tips


Performance stainless steel exhaust tips for 1970-74 E-Body models. These exhaust tips offer straight through performance and a mirrorlike shine.

Barracuda

| | | | |
|--------|---------|------------------|-----------|
| ME1753 | 1970-74 | 2-1/2" i.d. | 234.99 pr |
| ME1754 | 1970-74 | 3" i.d. | 244.99 pr |

Challenger

| | | | |
|--------|---------|------------------|-----------|
| ME1714 | 1970-74 | 2-1/2" i.d. | 254.99 pr |
| ME1715 | 1970-74 | 3" i.d. | 272.99 pr |



MP71002
- inlet

MP71002
- outlet

1964-66 Commando Exhaust Tip

Polished stainless steel exhaust tips for 1964-66 A-Body models equipped with a Commando style exhaust system. These custom exhaust tips are designed to be an alternative to replacing the original resonator and tip assembly. Can be used with your choice of resonator or glasspack style muffler.

| | | | |
|---------|---------|---------------------|----------|
| MP71001 | 1964-66 | single 2" inlet ... | 79.99 ea |
| MP71002 | 1964-66 | dual 2" inlets | 79.99 ea |
| MP71003 | 1964-66 | open..... | 69.99 ea |




Exhaust Tips



1970 AAR and T/A Stainless Quarter Tips

Exhaust tips for 1970 AAR 'Cuda and Challenger T/A models. These tips feature correct finish, include the bracket hanger and extension pipe to muffler. These exhaust tips mount to each side of the vehicle in front of the rear wheel.

ME1716 1970 2" i.d. 436.99 pr



A7401103



P1052



A7401104

Stainless Exhaust Tips

Dress-up your exhaust with a classic straight tip or add some extra punch with something a little bolder. Whatever the look you crave, the line of 304 stainless steel Pypes exhaust tips will provide years of eye-popping looks, excellent durability and will add the final personal touch to your custom exhaust! Tips can be welded on or clamped on. Sold as a pair.

Dual Outlet Tip

2-1/2" Inlet with Dual 2-1/4" Outlets and 10" Long
A7401103 polished stainless steel... 113.99 pr

Single Outlet Tip

2-1/2" Inlet with Single 3-1/2" Outlet and 6" Long
P1052 polished stainless steel... 65.99 pr
A7401104 black stainless steel... 86.99 pr



Exhaust Tip Q-Clamp

Q-clamp for various Mopar vehicles. Q-clamps were installed at the rear of the vehicle to secure the exhaust tips to the tailpipes.

MD4526 2 1/4" zinc coated 40.99 ea



P1048



P1049



P1050



P1051



P1052



P1053



P1072

Stainless Exhaust Tips

These tips add the final personal touch to your custom exhaust! The extensive line of stainless steel Pypes exhaust tips will provide years of eye-popping looks and excellent durability.

For 2-1/2" Pipes

P1048 dual 3-1/2" splitters 147.99 pr
P1049 6" x 3" oval tip 105.99 pr
P1050 8" x 2" rectangle tip 149.99 pr
P1051 9" slash cut tip 43.99 pr
P1052 3-1/2" rolled edge tip 65.99 pr
P1053 4" x 2" oval tip 116.99 pr
P1072 2-1/2" long slash cut tip 111.99 pr

For 3" Pipes

P1084 3-1/2" rolled edge tip 71.99 pr
P1085 4" x 2" oval tip 133.99 pr
P1073 3" long slash cut tip 117.99 pr



F15361



F15364

Stainless Rolled Edge Tip

Stainless exhaust tip that is designed with your choice of a rolled edge or angle cut tip. Finished with an embossed Flowmaster logo. Sold individually.

Clamp-on Rolled Edge Tip

F15361 3" dia. for 2-1/2" pipe -12" L 78.99 ea

Clamp-on Double Wall Rolled Edge Tip

F15364 3-1/2" tip fits 2-1/4" pipe 77.99 ea

F15365 4" tip fits 2-1/2" pipe 91.99 ea

F15366 4" tip fits 3-1/2" pipe 56.99 ea



Stainless Steel Angle Cut Exhaust Tip

Exhaust tip with straight edge, angle cut end. This weld-on tip is finished with an embossed Flowmaster logo. Sold individually. 13" long.

F15362 3" dia. for 2-1/2" pipe 67.99 ea



Stainless Steel Exhaust Tip

This style is a highly polished round tip with a rolled edge. Clamp-on style, finished with an embossed Flowmaster logo. Sold individually. 12" long.

F15363 3-1/2" dia. for 3" pipe 91.99 ea

J-B Weld SteelStik



J-B Weld SteelStik is a steel reinforced epoxy putty stick. This hand kneadable epoxy adhesive will plug holes and make permanent repairs on wet and dry surfaces. Cures completely submerged in gasoline or under water in 60 minutes. Can be drilled, sanded, filed, tapped, machined and painted. Works on multiple surfaces: aluminum, brass, bronze, copper, iron, and stainless steel. Cure color is dark gray. Made in USA.

JB8267 2 oz. 6.99 ea

Exhaust Components



XTC primer 12 oz.
12 oz. net weight can
half pint (8 oz.)
pint



02 - jet black 05 - cast iron gray 08 - off-white



28 - pure white 10 - flame blue 03 - aluminum



06 - rocket red 07 - Pontiac metallic blue 23 - stainless steel 25 - charcoal metallic

Xtreme Temperature Coating

XTC is a high temperature/heat resistant coating formulated specifically to protect metal surfaces operating at temperatures from 500 to 1500 degrees F. With proper preparation, XTC provides outstanding adhesion, film integrity, weathering, and thermal shock resistance throughout this entire temperature range, and is guaranteed not to burn off! Available in your choice of a wide variety of colors and sizes.

Important: 8 oz. will coat approximately 3 sets of automotive exhaust manifolds with 2 coats or coat a set of shorty headers with 2 coats. Pints will coat a set of full size headers with 2 coats or coat a complete automotive exhaust system with 2 coats.

Note: When ordering, select the part number for the size of the can you need, then add the two digit numerical color code to the end of the part number to specify your desired color.

Xtreme Temperature Coating

Jet Black, Charcoal Metallic, Flame Blue, Cast Iron Gray, or Off-White

| | | |
|-------|-------------------|-----------|
| KB651 | 12 oz. net weight | 24.99 ea |
| KB652 | half pint (8 oz.) | 22.99 ea |
| KB653 | one pint | 39.99 ea |
| KB654 | one quart | 69.99 ea |
| KB655 | one gallon | 247.99 ea |

Aluminum, Rocket Red, Pure White, Stainless Steel, or Pontiac Blue

| | | |
|-------|-------------------|-----------|
| KB651 | 12 oz. net weight | 24.99 ea |
| KB652 | half pint (8 oz.) | 30.99 ea |
| KB653 | one pint | 44.99 ea |
| KB654 | one quart | 84.99 ea |
| KB655 | one gallon | 247.99 ea |

Xtreme Temperature Primer

XTC Silicone Zinc Primer prevents corrosion of metal surfaces exposed to high heat, high humidity, condensation, and salt air. It functions much like galvanizing as it locks itself to bare metal surfaces leaving a perfect primed surface for top coating. Available in a wide variety of sizes.

| | | |
|---------|-------------------|-----------|
| KB65100 | 12 oz. net weight | 24.99 ea |
| KB65400 | one quart | 125.99 ea |
| KB65500 | one gallon | 379.99 ea |



TT12001 TT12002 TT12003



Hi-Heat Coatings


ThermoTec exhaust insulating products work excellent as a paint directly on metal surfaces and can handle continuous temperatures up to 1200 degrees F. It is also recommended for coating exhaust insulating wrap. The coating will protect the wrap from abrasion and harmful liquid spills. Extra resins and binders toughen the surface and extend the life of the wrap.

Note: Shipped within the continental U.S. only. Shipped ground only.

| | | | |
|---------|--------|----------|----------|
| TT12001 | 11 oz. | black | 14.99 ea |
| TT12002 | 11 oz. | aluminum | 14.99 ea |
| TT12003 | 11 oz. | copper | 16.99 ea |



titanium



black titanium

DE010005

Titanium Exhaust Wrap

Titanium exhaust wrap from DEI. Withstands 1800 of direct, and 2500 of intermittent heat. Extremely pliable for an easy install with no wetting necessary. Very durable with high resistance to abrasions, oil, and chemicals, and thermal breakdown.

Titanium Exhaust Wrap

| | | |
|----------|----------|----------|
| DE010128 | 1" x 15' | 13.99 ea |
| DE010126 | 1" x 50' | 32.99 ea |
| DE010129 | 2" x 15' | 18.99 ea |
| DE010131 | 2" x 25' | 26.99 ea |
| DE010132 | 2" x 35' | 37.99 ea |
| DE010127 | 2" x 50' | 53.99 ea |

Black Titanium Exhaust Wrap

| | | |
|----------|----------|----------|
| DE010005 | 2" x 15' | 19.99 ea |
| DE010004 | 2" x 25' | 27.99 ea |
| DE010003 | 2" x 50' | 54.99 ea |



TT11031

TT11032

Gen II Copper Header Wrap

Copper Header Wrap improves heat resistance up to 30%. Generation II Copper Exhaust Wrap creates more horsepower and reduces underhood temperatures, increases exhaust scavenging, withstands continuous heat up to 2000 degrees Fahrenheit, contains no asbestos.

| | | |
|---------|----------|----------|
| TT11031 | 1" x 50' | 33.99 ea |
| TT11032 | 2" x 50' | 51.99 ea |




DE010219

Stainless Steel Locking Tie and Tool Set

All the ties you need to securely fasten your exhaust wrap to your headers or exhaust. Set includes: eight 9" locking ties, four 14" locking ties, and a 1/4" locking tie tightening tool.

| | | |
|----------|----------------------------|-----------|
| DE010219 | 13 piece tie and tool set | 22.99 set |
| DE010220 | 1/4" drive tightening tool | 4.99 ea |



TT13101

TT13150

Stainless Steel Strap Set


Quality stainless steel straps with a dependable multi-lock system are available in standard lengths. The narrow width, standard length straps include the multi-lock already attached - just insert the end and pull to tighten.

Sets with Variety of Sizes

| | | |
|---------|-----------------------|-----------|
| TT13105 | six 9" and four 18" | 27.99 set |
| TT13101 | eight 9" and four 18" | 30.99 set |

Bulk Pack of Single Sizes

| | | |
|---------|------------------|-----------|
| TT13150 | twelve 9" straps | 28.99 set |
| TT13160 | six 18" straps | 18.99 set |



SS729101

HiTemp Stainless Steel Cable Tie

High temperature stainless steel cable ties are great for harsh environments. Perfect for installing heavy-duty and high temp sleeving. Available in 7-1/2" or 14-1/2" lengths.

Individual

| | | |
|----------|---------|---------|
| SS719101 | 7-1/2" | .99 ea |
| SS719102 | 14-1/2" | 1.19 ea |

5 Pack

| | | |
|----------|---------|----------|
| SS729101 | 7-1/2" | 3.99 kit |
| SS729102 | 14-1/2" | 5.99 kit |

10 Pack

| | | |
|----------|---------|-----------|
| SS729103 | 7-1/2" | 8.99 kit |
| SS729104 | 14-1/2" | 10.99 kit |



Exhaust Components



Reduce Underhood Temperatures! ⚠

Increased exhaust scavenging is produced, along with lower intake temperatures. Exhaust insulating wrap withstands continuous heat up to 2000 degrees F, and contains no asbestos. Will not over insulate a system when properly installed due to a proprietary coating developed by Thermo-Tec® Thermal Conduction Technology (TCT) that conducts heat across the wrap's surface. The 1/16" thick wrap is available in 1 inch or 2 inch widths in 15' or 50' rolls. Choose from off-white or graphite black.

Off-White Exhaust Wrap

| | | |
|--------|---------------------|----------|
| TT1009 | 1" x 15' short roll | 9.99 ea |
| TT1011 | 2" x 15' short roll | 14.99 ea |
| TT1010 | 1" x 50' long roll | 28.99 ea |
| TT1012 | 2" x 50' long roll | 56.99 ea |

Graphite Black Exhaust Wrap

| | | |
|--------|---------------------|----------|
| TT1053 | 1" x 15' short roll | 10.99 ea |
| TT1054 | 2" x 15' short roll | 15.99 ea |
| TT1013 | 1" x 50' long roll | 29.99 ea |
| TT1014 | 2" x 50' long roll | 48.99 ea |



Reduce Underhood Temps Up to 70%! ⚠

The new quick wrap, high velocity exhaust jackets are an innovative way to insulate and block radiant heat. The jackets cover the header tubes vertically allowing for a consistent fit. The fit allows the exhaust system to expand as it comes up to operating temperatures without restrictions and provides air space for added insulation. This product uses Thermal Conduction Technology (TCT), developed by Thermo-Tec®, and can be applied with the headers in the vehicle.


| | | |
|--------|--------------|----------|
| TT1015 | 4-6 cylinder | 82.99 ea |
| TT1016 | 8 cylinder | 93.99 ea |



This Flexible Heat Shield Clips Into Place! ⚠

The header manifold blanket provides excellent heat retention for exhaust headers and manifolds. This flexible heat shield simply clips into place on the upper portion of the header. The fabric side of the material should be facing the heat source, and the aluminized side facing away – offering protection from abrasion and harmful liquid spills. The header manifold blanket is available in 2 sizes: two 20" by 24" blankets for V6 and V8 applications, and one 36" by 40" blanket for straight 6 and 4 cylinder engines.

| | | |
|--------|----------------------------|----------|
| TT1017 | V6-V8 applications | 99.99 pr |
| TT1018 | straight 6 or 4 cyl models | 84.99 ea |



Vermiculite Coated Header Wrap ⚠

Insultherm header wrap is an extremely high temperature resistant wrap used to insulate hot gases in automotive exhausts. Manufactured from texturized fiberglass yarns that are woven into a strong, flexible wrap with vermiculite coating. Resists gasoline and engine chemicals and withstands temperatures up to 1200 degrees F (maximum continuous temperature of 1000 degrees F). Available in black or natural in 50' or 25' rolls.

1" Header Wrap

| | | | |
|----------|---------|----------|----------|
| HW719301 | black | 1" x 50' | 26.99 ea |
| HW719302 | natural | 1" x 50' | 18.99 ea |
| HW719303 | black | 1" x 25' | 13.99 ea |
| HW719304 | natural | 1" x 25' | 14.99 ea |

2" Header Wrap

| | | | |
|----------|---------|----------|----------|
| HW719311 | black | 2" x 50' | 26.99 ea |
| HW719312 | natural | 2" x 50' | 25.99 ea |
| HW719313 | black | 2" x 25' | 21.99 ea |
| HW719314 | natural | 2" x 25' | 21.99 ea |



TT15002

Turbo Insulating Set ⚠

The Turbo insulating set is designed to protect and improve performance of the Turbo. This universal set will help reduce Turbo lag. The cut-to-fit set includes a substantial amount of material to cover turbos from the smallest automotive application to heavy-duty truck applications.

| | | |
|---------|-----------------------------|------------|
| TT15002 | 6 or 8 cylinder set | 133.99 set |
| TT15003 | turbo insulation cover only | 38.99 ea |


Shield Plastic or Rubber Hoses and Wiring from Radiant Heat! ⚠

Thermo-Shield protects hoses and wires from radiant heat. Unprotected, rubber hoses and plastic or rubber insulated wiring can dry out, melt or crack over time. Thermo-Shield is used in applications where it is difficult or not practical to disconnect one end of the hose or wire. The adhesive backed composite construction tape can easily be wrapped around the hose or wire to make a clean, professional appearance. Reflects radiant heat up to 2000 degrees F. Provides a barrier against the extreme conditions that underhood components are exposed to. Wrap your fuel lines and say good-bye to vapor lock.

| | | |
|--------|-------------------|----------|
| TT1019 | 1-1/2" x 15' feet | 16.99 ea |
| TT1051 | 2" x 50' feet | 47.99 ea |



DE010468



DE050501

Floor and Tunnel Shield II ⚠

Ten mil aluminum bonded to woven glass fiber with a hi-temp adhesive backing. Designed to withstand temperatures up to 1750 degrees F. The adhesive backing adhere to almost anything while withstanding temperatures over 450 degrees F. Ideal for firewalls, floor pans, transmission tunnels, and under hoods.

Note: Cool-Tape recommended for seams and edges.

Floor and Tunnel Shield with Adhesive Backing

| | | |
|----------|----------|-----------|
| DE050501 | 21" x 2' | 41.99 ea |
| DE050502 | 21" x 4' | 83.99 ea |
| DE050503 | 42" x 4' | 141.99 ea |

Floor and Tunnel Shield without Adhesive Backing

| | | |
|----------|----------|----------|
| DE050506 | 42" x 2' | 39.99 ea |
| DE050520 | 42" x 4' | 85.99 ea |

Cool-Tape

| | | |
|----------|-------------------|----------|
| DE010408 | 1-1/2" x 15' roll | 15.99 ea |
| DE010416 | 1-1/2" x 30' roll | 28.99 ea |
| DE010468 | 2" x 30' roll | 32.99 ea |

An Extremely Versatile Heat Barrier™! ⚠

The Aluminized Heat Barrier is made up of woven silica with a flexible aluminized finish. The highly reflective surface of the material is capable of withstanding radiant temperatures in excess of 2000 degrees F. Installed using standard rivets with a backup washer, or with weather strip adhesive. The Snap Straps (sold separately) can be used to hold the blanket in place for manifolds or exhaust systems.

| | | |
|--------|-----------------------|----------|
| TT1008 | 36" x 40", 10 sq. ft. | 85.99 ea |
|--------|-----------------------|----------|

Keep Cool! Reflect Radiant Heat! ⚠

The Muffler/Catalytic Converter Heat Shield is made up of woven silica with a flexible Mylar finish. The highly reflective heat shield can be installed between the catalytic converter, muffler, or any other component to reflect radiant heat away from the undercarriage of the vehicle. Kit includes one 24" x 40" Mylar heat shield and all necessary fasteners.

| | | |
|--------|---------------------|----------|
| TT1007 | muffler heat shield | 76.99 ea |
|--------|---------------------|----------|

Clamp-On Heat Shield ⚠

The flexible Clamp-On Heat Shield blocks more than 90% of damaging radiant heat from the exhaust. Silica based clamp-on shields are available in 1', 2', and 3' lengths Clamp-On Shields are available in 1', 2', and 3' lengths. Sets include all clamps and install easily in minutes.

Silica Based Fabric Clamp-On Heat Shield

| | | |
|---------|---------|-----------|
| TT11650 | 4" x 1' | 30.99 set |
| TT11660 | 4" x 2' | 59.99 set |
| TT11600 | 6" x 1' | 36.99 set |
| TT11620 | 6" x 2' | 59.99 set |
| TT11630 | 6" x 3' | 76.99 set |

Stainless Steel Clamp-On Heat Shield

| | | |
|--------|---------|-----------|
| TT1103 | 6" x 1' | 54.99 set |
| TT1104 | 6" x 2' | 79.99 set |