



Automotive Manuals




L2262



L2265




L2266



L2263



L2273



L2275

1958-78 Chevrolet Service/Shop Manual

Factory manuals that give all the information you'll need for servicing your Chevy II or Nova. Each shop manual includes procedures for maintenance and adjustments, minor service operations, removal and installation of components (excluding the body) and a wealth of General Motors service operations techniques. If there is one book devoted to the care of your Nova, this is the one! Includes information on other models in the Chevrolet line (excluding Corvette). Whether you own a Nova or another Chevrolet model, these manuals have the important and pertinent information for correct maintenance procedures. Written by General Motors. A must for any Chevy II or Nova owner.

Note: Some books include overhaul, electrical and Fisher body information. See listing for availability.

L2262	1962	Chevy II/Nova	29.99 ea
L2369	1963	1963 Chevy II/Nova Supplement - use with L2262	27.99 ea
L2264	1964	1964 Chevy II/Nova Supplement - use with L2262	24.99 ea
L2265	1965		24.99 ea
L2266	1966		29.99 ea
L2267	1967		29.99 ea
L2268	1968		29.99 ea
L2269	1969		29.99 ea
L2270	1970		29.99 ea
L2271	1971		29.99 ea
L2272	1972		29.99 ea
L2273	1973	includes Shop Manual, Powertrain and Wiring Diagram	49.99 ea
L2275	1975	includes '75-'74 Shop Manuals and '74 Overhaul Manual	29.99 ea
L2278	1978	includes Service, Unit, Body, Wiring and Electrical	419.99 set

The Ultimate Body Manual for Full Size


Covers every essential body component and much more!

1965-85 Fisher Body Manual

All Fisher Body manuals have the complete information on the essential removal, installation and adjustment procedures for servicing each year Nova. Information includes interior trim cleaning, headlining, stationary glass, door panels, rear seat shelf, convertible top, electrical, and more. This manual covers the most essential information pertaining to the body. Unlike the shop manual, you'll find unique information, illustrations, and other information found nowhere else.

Note: This book covers the body aspect of the vehicle. For mechanical operations, see the Chevrolet Service/Shop Manual.

L2365	1965	27.99 ea
L2366	1966	27.99 ea
L2367	1967	27.99 ea
L2368	1968	27.99 ea
L2369	1969	27.99 ea
L2370	1970	27.99 ea
L2371	1971	27.99 ea
L2372	1972	27.99 ea
L2373	1973	69.99 ea
L2374	1974	83.99 ea
L2376	1976	74.99 ea
L2377	1977	69.99 ea
L2378	1978	69.99 ea
L2379	1979	75.99 ea



CDC6800

1962-72 Factory Shop Manuals on CD Rom

The information provided on each CD-ROM includes virtually all the information you'll find in a factory shop manual. Includes Chassis Service manual, Chassis Overhaul manual, Fisher Body manual, and Parts and Accessories information. This unique concept gives you the ability to view on your personal computer, complete factory technical information on the make and model of your vehicle. You can print out just that portion of the manual that's needed, or go to the index and type in the part that you're trying to locate. If several manuals are required for a particular make and model, all are supplied on a single CD for your convenience.

CDN6200	1962-64	39.99 ea
CDF6500	1965	49.99 ea
CDF6600	1966	49.99 ea
CDC6700	1967	49.99 ea
CDC6800	1968	49.99 ea
CDC6900	1969	49.99 ea
CDC7000	1970	49.99 ea
CDC7100	1971	49.99 ea
CDC7200	1972	49.99 ea



LN1069

L2269

L2369


Service/Fisher Body/Assembly Manual Kit

Due to popular demand, Classic Industries® has put together this easy to use restoration/reference kit. This three volume kit includes the most desirable manuals required to completely rebuild, assemble, or restore your 1966-72 Chevrolet X-Body. Both enthusiasts and professionals, will find answers to just about any technical question in one or all three of these manuals. The service manual contains information regarding maintenance and adjustment, minor service operations and the removal and installation of the mechanical parts of the vehicle. The Fisher Body Manual includes information on body panels, electrical, stationary glass, convertible tops, headlining, and much more! The assembly manual is a duplicate of the original technical assistance reference guide which was used by the original GM assembly line personnel when the cars were being built. The information is extremely detailed and includes exploded views of many different areas of the vehicle including original part numbers (which may have changed due to replacement numerical assignments). This kit is an absolute must for all 1966-72 Nova owners! Each manual also available separately.

RN966	1966	67.99 kit
RN967	1967	67.99 kit
RN968	1968	75.99 kit
RN969	1969	75.99 kit
RN970	1970	77.99 kit
RN971	1971	67.99 kit
RN972	1972	75.99 kit

Chevy II/Nova Assembly Manual

The most informative and comprehensive book available on early Chevy II and Nova assembly! Each manual contains detailed information on complete assembly of each component, exploded views of each part and where it fits, corresponding part numbers for each part and factory notations on assembly. No restorer should be without this manual! Manuals vary in page numbers according to year.



LN1063

LN1062	1962	24.99 ea
LN1063	1963	24.99 ea
LN1064	1964	24.99 ea
LN1065	1965	24.99 ea
LN1066	1966	24.99 ea
LN1067	1967	24.99 ea
LN1068	1968	24.99 ea
LN1069	1969	24.99 ea
LN1070	1970	24.99 ea
LN1071	1971	24.99 ea
LN1072	1972	24.99 ea
LN1073	1973	29.99 ea
LN1074	1974	29.99 ea
LN1075	1975	29.99 ea
LN1076	1976	29.99 ea
LN1078	1978	29.99 ea
LN1079	1979	29.99 ea

Automotive Manuals

Get the information that came in your Nova's glove box.



N1966

1962-79 Owners Manual



Excellent reprints using exact colors, paper, and printing techniques. You'll find all the original information included in each manual for all years available.

N1962	1962	13.99 ea
N1964	1964	13.99 ea
N1965	1965	13.99 ea
N1966	1966	13.99 ea
N1967	1967	13.99 ea
L1968	1968	14.99 ea
L1969	1969	14.99 ea
N1970	1970	14.99 ea
N1971	1971	14.99 ea
N1972	1972	14.99 ea
N1973	1973	14.99 ea
N1974	1974	14.99 ea
N1975	1975	14.99 ea
N1976	1976	14.99 ea
N1977	1977	14.99 ea
N1978	1978	14.99 ea
N1979	1979	14.99 ea



1962-63 Convertible Top Manual



Covers the care and operation of all GM convertibles for all 1962-63. Includes information on raising and lowering the top, cleaning the top, top boot installation, and care of rear windows. Excellent manual for all convertible tops.

SF301	1962	8.99 ea
SF302	1963	12.99 ea



L191A

1963-72 Owners Manual Storage Bag



Quality reproduction plastic bag used to store the Owners Manual in the glove box. Original style yellow and blue print is used.

DC801	1963-66	7.99 ea
L19A	1967-68	4.99 ea
L19B	1969-72	4.99 ea

1968-79 Chevy Nova Interchange Manual

Want to keep your Nova running in mint condition but can't find original replacement parts?

This Nova Interchange Manual: 1968-1979 solves the problem. Designed for collectors, repairers and restorers, this specialized muscle manual lists

interchangeable part information on every Nova made between 1968-1979. It puts a stop to dead end part searches and high priced replacements. This book saves you time, hassle and money. Use this manual to make part identifications a snap with enhanced images of wheels, wheel covers and front ends. It includes a handy part type chart for quick reference. It even shows you how to use the Interchange Manual to identify the full range of original replacement parts. Softbound, 298 pages, 8-1/2" x 11".

The Interchange Manual gives you more choices. It will tell you that:

- The engine from a 1975 Buick Apollo interchanges with a 1973 Nova.
- The intake manifold from a 1985 GMC Van fits a 1976 Nova.
- The steering gear from a 1980 Skyhawk interchanges with a 1968 Nova.

Use the manual to:

- Save time and money on replacement parts by knowing all the interchangeable options available.
- Track down hard-to-find original wheels and wheel covers.
- Verify bumpers, grills, hoods, and lamps, using front end images.
- Check part specifications on any Nova made between 1968-1979.
- Identify exactly the right part to keep your car in original condition - by accessing detail - rich listings and Interchange numbers.


The Nova Interchange Manual: 1968-79 is standard equipment for every Nova owner. Use it to identify exactly the parts you need, at a price you can afford, in a fraction of the time. It's a small investment with a big payoff.

L912	49.99 ea
------	----------


Chevy II, Nova & SS 1962-1974

Covers the 350 SS, 396 SS, 427 SS Sports Coupe, L88 and V8 Wagon. The Chevy II/ Nova was transformed from economical compacts to dragstrip terrors with the addition of a powerful V8. This book truly offers the Chevy II/Nova enthusiast some of the most exciting information around! Softbound, 8-1/2" x 11", 140 pages, 300 black and white illustrations.

L709	35.99 ea
------	----------



L322



L323

1964-69 Illustrated Facts Manual



Includes great information on striping, emblems, security features, interior styles, and more! Get information on engine specifications and facts pertaining to each specific year. Great reading!


L322	1964	10.99 ea
L323	1966	11.99 ea
L324	1967	10.99 ea
L325	1968	10.99 ea
L326IL	1969	10.99 ea

Chevrolet Super Sport Sales Brochure

The Chevrolet Sports Department is where you'll find our really special equipment. The cars that carry personal tastes in performance to the ultimate. Like Corvette and Chevelle SS 427. Like Camaro SS and Z28, Chevy Nova SS, Chevelle SS 396 and Corvair Monza. Go ahead and fill out your exact specifications. Some extra cost options and custom features are shown and described in this catalog.



L6917	1967	14.99 ea
L6919	1969	14.99 ea



1962-74 Sales Brochure



Reproduction dealer salesroom brochures featuring full color pictures, option guides, interior and exterior color guides, and more. This factory approved reproduction is a must for all Nova enthusiasts. Each brochure is an exact replica of the original sales brochure, printed on the same stock paper utilizing correct colors, fonts and size. Bring back that old GM feeling with any of these new sales brochures.

L84	1962	14.99 ea
L80	1963	14.99 ea
L85	1964	14.99 ea
L82	1965	14.99 ea
L86	1966	14.99 ea
L87	1967	14.99 ea
L89	1968	14.99 ea
L91	1969	14.99 ea
L92	1970	14.99 ea
L93	1971	14.99 ea
L96	1972	14.99 ea
L90	1973	14.99 ea
L97	1974	14.99 ea

Automotive Literature

New! DETROIT IRON



7073OM 1777URM

1973-79 Overhaul Manuals

This Overhaul Manual is a high-quality, licensed print reproduction. This OEM factory manual contains pages of comprehensive mechanical instructions with detailed diagrams, photos and specifications for the mechanical components of your vehicle such as the engine, transmission, suspension, brakes, fuel, exhaust, steering, electrical and drive line. Overhaul/repair manuals were originally written by the automotive manufacturer to be used by their dealership mechanics.

862 Pages	
7073OM	1973..... 28.99 ea
934 Pages	
15574OM	1974..... 28.99 ea
17777URM	1977..... 33.99 ea
17878URM	1978..... 33.99 ea
17979URM	1979..... 33.99 ea

New! DAVE GRAHAM



250064


1962-66 Accessory Installation Manual

This Chevrolet car and truck accessory installation manual is a licensed reprint of the original manual. Contains pages of comprehensive instructions with detailed diagrams, photos and specifications for most of the factory accessories offered by Chevrolet for your vehicle. Contains hundreds of diagrams, measurements and part numbers not found in any other manual.

250062	1962..... 19.99 ea
250063	1963..... 19.99 ea
250064	1964..... 19.99 ea
250065	1965..... 19.99 ea
250066	1966..... 24.99 ea

Accessories Parts Price List

Ever wonder what the original prices were on those options that your Chevrolet Nova was originally equipped with? These accessory price lists were printed when the vehicles were new.




L1962A

Information on each option and the prices associated with the option. Everything from the most common to the most rare of options are included in these Nova price books. You'll be amazed at the prices! Makes for interesting reading.

L1962A	1962..... 8.99 ea
L1963A	1963..... 4.99 ea
L1964A	1964..... 4.99 ea
L1965A	1965..... 4.99 ea
L1966A	1966..... 4.99 ea
L1967A	1967..... 4.99 ea
L1968A	1968..... 4.99 ea
L1969A	1969..... 4.99 ea
L1970A	1970..... 4.99 ea
L1971A	1971..... 4.99 ea
L1972A	1972..... 4.99 ea
L1973A	1973..... 4.99 ea



DC948



DC496

1963-71 New Car Accessory Price List

What makes interesting reading and gives you valuable information on what the options and accessories were back when these cars were new? The accessory price list does! Each reprinted version contains great and interesting information on just what the factory charged for each option or accessory. You may be surprised how inexpensive the original optional items were, and what there going for now in the used marketplace. We offer these price lists for the following years and models:

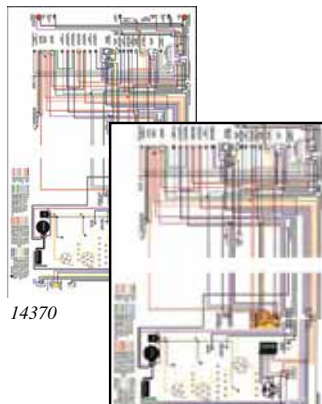
Chevy II	
Accessory Lists	
DC514	1963..... 8.99 ea
DC513	1964..... 8.99 ea
DC511	1967..... 8.99 ea
DC508	1968..... 8.99 ea

New Car Retail Price Book	
DC948	1964..... 8.99 ea
DC946	1966..... 8.99 ea

New Car Access Price List	
DC515	1965..... 8.99 ea
DC947	1965..... 8.99 ea
DC512	1966..... 8.99 ea

Nova	
Accessory Price Lists	
DC509	1969..... 8.99 ea
DC496	1969..... 8.99 ea
DC510	1970..... 8.99 ea

Retail Price List	
DC951	1971..... 8.99 ea



14370

14377

1962-74 Wiring Diagram


If you are tired of trying to read and decipher black and white wiring diagrams out of your old shop manual, we have a solution! They are available in 2 sizes, standard 8-1/2" x 11" or large 11" x 17". They are laminated back to back in heavy plastic for durability (no more grease smudges) and ease of use. Redo the wiring on your classic Chevy the easy way... in color!

Note: Add A suffix for large format 11" x 17". *A second wire diagram is required for vehicles equipped with the optional console gauge package.

14362	1962..... 18.99 ea
14363	1963..... 18.99 ea
14364	1964..... 18.99 ea
14365	1965..... 18.99 ea
14366	1966..... 18.99 ea
14367	1967..... 18.99 ea
14368	1968..... 18.99 ea
14369	1969..... 18.99 ea
14395*	1969..... 18.99 ea
14370	1970-71..... 18.99 ea
14371*	1970-71..... 18.99 ea
14372	1972..... 18.99 ea
14373*	1972..... 18.99 ea
14374	1973..... 18.99 ea
14375*	1973..... 18.99 ea
14376	1974..... 18.99 ea
14377*	1974..... 18.99 ea

1962-76 Wiring Diagram

Reprints of the wiring diagrams covering chassis, lights, and general wiring information. A must when replacing or working on your Chevy II/ Nova wiring.



MP107


MP101	1962..... 10.99 ea
MP102	1963..... 11.99 ea
MP103	1964..... 10.99 ea
MP104	1965..... 11.99 ea
MP105	1966..... 10.99 ea
MP106	1967..... 10.99 ea
MP107	1968..... 11.99 ea
MP108	1969..... 11.99 ea
MP109	1970..... 11.99 ea
MP162	1971..... 11.99 ea
MP172	1972..... 10.99 ea
MP173	1973..... 10.99 ea
L3475	1975..... 7.99 ea
L3476	1976..... 7.99 ea

Rebuilding the Small-Block Chevy Step-by-Step Videobook

This is a step-by-step workbench book and DVD combination that shows you how to build a street or racing small-block Chevy. Detailed sections show how to disassemble

a used engine, inspect for signs of damage, select replacement parts, check critical component fit, and much more! 160 pages, softbound.

L6611 49.99 ea



How to Rebuild the Small-Block

This book covers virtually every small block engine. Includes easy step-by-step approach, helps avoid costly and time consuming mistakes, select the right parts, master mechanical tips and the ins and outs of quality machine work. Softbound, 146 pages, 100 illustrations.


L278 27.99 ea



Small-Block Interchange

Cataloging all 1968 to 2000 small block Chevy engines, this manual includes more than 25,000 part numbers, specs, dates and technical details on engine blocks, heads, valves, crankshafts, camshafts, pistons, manifolds, ignition systems, emission systems, and more. Softbound, 176 pages.

L1024 27.99 ea




How To Rebuild & Modify Chevy 348/409 Engines

Chevy's "W series" 348 and 409 became legends on the street, and the track. While these engines enjoyed pop culture status in the early 1960's, the later Mark IV Chevy big blocks

overshadowed these W-engines by the end of the decade. This book provides instruction for rebuilding a stock W-engine as well as directions for a sound performance build. Learn how to select a strong, clean block, the best heads and camshaft, and increase the compression ratio. All options are examined. From mild to wild, from stock to modified, the book covers everything you need to know about the legendary 348-409 engines. Softbound, 8-1/2" x 11", 144 pages, 400 color photos.

L1403 39.99 ea



Automotive Literature

How to Rebuild LS Engines

This book details and highlights special components, tools, and other accessories needed to get the job done right. Appendices are packed full of valuable reference information, and the book includes a Work Along Sheet to help you record vital statistics and measurements along the way. 8-1/2" x 11", 152 pages, 604 color photos, softbound.

L975 29.99 ea

How To Swap GM LS Engines

Complete specs, and detailed information so you can select and fit an LS engine. A section on mounting kits, explaining how to install these engines into a variety of cars using readily available motor mount kits, universal engine mounts, or fabricated mounts. 144 pages, softbound.

L1021 29.99 ea

New! How to Build Chevy LT1/LT4

This book guides you through the factory and aftermarket components of the LT1/LT4 engines, offering sound performance advice and recommendations. Additionally, complete engine buildup recipes are provided, along with their respective horsepower and torque levels. You can follow the advice of experts and achieve targeted results for your own project. Softbound, 8-1/2" x 11", 136 pages.

L1098 34.99 ea

LS1 Engine Installation

This useful publication provides general information on components and procedures that can be extremely useful when installing or servicing LS1 engines. Topics include installation notes, support systems, electronic engine controls, recommended accessories, parts lists and engine specs. Softbound, 36 pages.

G11810 21.99 ea



How To Swap GM LT Engines

Discover the latest GM swap technology in this all-new, comprehensive LT swapper's guide. 144 pages.

SA411 32.99 ea

How to HOTROD Big-block

Full coverage is provided to show and explain what it takes to blueprint an engine to the exact specifications which will provide the best performance. Lots of photos and illustrations will help make your task easier. Softbound, 162 pages, 8-1/2" x 11".

L75 29.99 ea

New! How to Build Horsepower

Proven methods for increasing horsepower in any engine. High-performance street and race engine builders are always looking for the latest techniques and combination of parts to build a better, stronger, more powerful engines. This all-new edition of Vizard's top-selling How to Build Horsepower explains the latest and most effective engine building techniques and strategies. The reader is treated to the secrets and methods for building virtually any automotive engine. Paperback, 8-1/2" x 11", 144 pages.

L606 29.99 ea

Holley Carburetor Handbook

This handbook covers the fuel inlet system, idle system, main metering system, power system, accelerator pump system, secondary system, choke system, metering blocks, repair and adjustment, and more! Softbound, 6" x 9", 80 pages.

L559 19.99 ea

David Vizard's How to Super Tune and Modify Holley Carburetors

Author Vizard explains the science, the function, and the tuning expertise required to get your Holley carburetor to perform its best for your performance application. Paperback, 144 pages, 8-1/2" x 11".

L9658 29.99 ea

Carter/Edelbrock Carburetors

Contains photos, illustrations and diagrams, covering rebuilding, tuning and modifying Carter and Edelbrock carburetors. Also features history on the Carter company as well as the development of the AFB and the AVS since the purchase by Edelbrock. Softbound, 136 pgs, 8-1/2" x 11".

L433 34.99 ea

Holley Carburetors, Manifolds & Fuel Injection

This manual covers high performance and stock replacement 1, 2, and 4 barrel Holley carburetors and Holley manifolds for the street or strip. Also includes sections on the operation and installation of Holley's Pro-Jection fuel injection systems and a special section on Z-28's. Softbound, 8-1/2" x 11", 192 pages.

L40 29.99 ea

How to Build and Modify Quadrajet Carburetors

The book is a complete guide to selecting, rebuilding, and modifying the Q-Jet, aimed at both muscle car restorers and racers. It includes a guide to selecting and finding the right carb, instructions on how to rebuild the carb and extensive descriptions of high-performance modifications.

L202 29.99 ea



How to Tune and Win with Demon Carburetors

How to Tune and Win with Demon Carburetion provides a detailed look at carburetor and engine theory in an easy to understand manner, and is a guide for choosing the correct carburetor for the application. Tuning tips for racing, and street/strip use are included and each of the four Demon models are analyzed in detail along with the basics of combustion, air flow, emissions, fuel systems, and gasoline. To add to the learning experience, each chapter includes side bars and review questions. Softbound, 8-1/2" x 11", 128 pages.

L164 33.99 ea



How to Build Horsepower Carburetors & Intake Manifolds

Small modifications and upgrades can result in large performance gains! Acclaimed technical writer David Vizard provides you with the latest technical updates in regards to Carter, Holley, Predator, Weber, Dellorto and Mikuni carburetors plus calibration methods, analysis of different designs, mixture ratios and intake combinations. Paperback, 8-1/2" x 11", 128 pages.

L353 33.99 ea

Designing And Tuning High-Perf Fuel Injection Systems


This book goes in-depth on the combustion basics of fuel injection as well as benefits and limitations of standalone. Includes glossary and a special resources guide with standalone manufacturers and test equipment manufacturers. Softbound, 128 pgs, 8-1/2" x 11".

L1062 29.99 ea

Automotive Literature

GM Turbo 400 Transmissions

Automotive technical author Cliff Ruggles guides you through the complex rebuild procedure of GM's popular rear wheel drive automatic transmission. With his proven style, Ruggles goes through the step-by-step rebuild and performance upgrade procedures in a series of full color photos. He includes instruction on removal and installation, tear down procedures, parts inspection and replacement, as well as performance mods and shift kit installation. Time saving tips are part of every build up as well. Paperback, 8-1/2" x 11", 144 pages with 563 color photos. 



L1322 39.99 ea

Muncie 4-Speed Transmissions

How to Rebuild and Modify


This is an indispensable reference to Muncie 4-speeds that guides you through each crucial stage of the rebuild process. Comprehensive i.d. information is provided, so you can positively identify the cases, shafts, and related parts. It discusses available models, parts options, and gearbox cases. Most important, it shows how to completely disassemble the gearbox, identify wear and damage, select the best parts, and complete the rebuild. Various high-performance and racing setups are also shown, including essential modifications, gun drilling the shafts, cutting down the gears to remove weight, and achieving race-specific clearances. Paperback, 8-1/2" x 11", 144 pages. 



L1291 29.99 ea


How to Rebuild & Modify GM TH400 Transmissions

Millions of GM cars and trucks have been built with Turbo 400 automatic transmissions. This book takes readers step-by-step through the complex transmission rebuild procedure as performance upgrade procedures with a series of full color photos for each of these models. Softbound, 144 pages, 8-1/2" x 11". 



L1413 27.99 ea


New!



How to Rebuild/Modify High-Perf Manual Transmissions

This revised edition of How to Rebuild and Modify High-Performance Manual Transmissions breaks down the disassembly, inspection, modification, upgrade and rebuilding process into detailed yet easy-to-follow steps consistent with SA Design's other Workbench series books. The latest techniques and insider tips are revealed, so an enthusiast can quickly perform a tear-down, identify worn parts, select the best components and successfully assemble a high-performance transmission. Softbound, 8-1/2" x 11", 144 pages.

L964 29.99 ea





GM Automatic Transmission Overhaul Manual

The TH2004R, 350, 400 and 700R4 automatic transmissions are covered with complete overhaul photo sequences. Also covered are theory of operation, in-vehicle repairs and performance modifications. Softbound, 8-1/4" x 10-3/4", 240 pages, 576 black and white illustrations.

L743 29.99 ea


GM Automatic Overdrive Transmission Builders and Swapper's Guide

This book includes information about high-performance modifications, both from the factory and the aftermarket. It also covers common installation issues such as mounting, shifters and linkages, wiring harnesses, and more. 128 pages, softbound. 



L996 29.99 ea

New!





EFI Conversions

Converting from a carbureted fuel system to electronic fuel injection improves the performance and driveability of any classic vehicle. EFI differs from carburetion in that the engine control unit optimizes the air/fuel ratio so the engine performs at its best at all times. Installing a complete aftermarket EFI system may seem complex, but it is within your reach by using the clear and easy-to-understand, step-by-step instructions in this book. Paperback, 8-1/2" x 11", 144 pages.

SA261 35.99 ea


Chevy Nova 1968-74 — How to Build and Modify

In Chevy Nova 1968-1974: How to Build and Modify, it shows you all you need to know to build a killer street or strip Nova. Detailed information on drive line upgrades, rear suspension options for the ultimate hook, front end suspension and chassis components for good handling and weight transfer, excellent brake upgrades, engine swap options, cooling system upgrades, and more. If you want to build your Nova into a quarter mile warrior, this book is an essential tool for success. Paperback, 8-1/2" x 11", 144 pages. 



L1281 35.99 ea

Paint Your Car On A Budget

This book unveils dozens of secrets that will help anyone paint their own car. This book covers everything you need to get a great looking coat of paint on your car and save lots of money in the process. 128 pages, 8-1/2" x 11", 400 color photos. 



L917 29.99 ea

Pro Paint & Body

Revised and updated edition of one of the bestselling paint handbooks in the industry. It includes current information on HVLP paint guns and equipment and waterborne paint technology. Has sections on hammer and dolly, paintless dent removal, patching panels, spray guns and compressors, paint prep, shooting paint, plastic bumper repair, and custom paint tips and tricks. Paperback, 160 pages, 8-1/2" x 10-7/8". 



L1573 29.99 ea


How to Paint Your Car

This book reveals the techniques and technology behind automotive painting through 250 color photos, detailed captions and text. You'll get the most up-to-date information about paint chemistry, the tools of the trade and safety gear that every automotive painter must know. 160 pages, softbound. 



L3159 29.99 ea


Weld Like a Pro


Welding is an art and skill that's essential for automotive fabrication, repair, and vehicle upgrades. It is also an important skill for countless household projects and industries. Not only will you learn these basic skills, but you'll also learn advanced welding techniques as well as with the use of aluminum, titanium, magnesium, stainless steel, and other specialty materials. Paperback, 144 pages, 8-1/2" x 11". 



L1570 39.99 ea

Automotive Bodywork and Rust Repair

Whether you want to tackle a full restoration project, or just want to save money by doing minor repairs yourself, Automotive Bodywork and Rust Repair is the book to get you through it. Softbound, 8-1/2" x 11", 160 pages. 



L1086 29.99 ea

Automotive Literature

Professional Sheet Metal Fabrication

New!

Professional Sheet Metal Fabrication is the number one resource for sheet metal workers old and new. Dent repair and automotive patch panel fabrication are covered in detail. This is truly the most detailed enthusiast focused sheet metal how-to book on the market. Paperback, 304 pages, 8-1/4" x 10-5/8".




L44927 39.99 ea

Muscle Car Interior Restoration Guide

New!


This book provides expert insight into the tools, materials, techniques, and procedures for professionally completing a muscle car restoration. It covers instrument panel and dashboard restoration, electrical system restoration, firewall pad, steering wheel, steering column, and pedal restoration. Sftbnd, 8-1/2" x 11", 160 pages.



L1087 38.99 ea

Automotive Upholstery

Author teaches you how to sew like an expert, and avoid costly mistakes. Learn to recover and build seats, make headliners and carpets. Materials are described with specific recommendations for vinyl, cloth, leather, Nimbus, panel board, etc. 230 pages, 8-1/2" x 11", 550 b/w photos.



L378 22.99 ea

High-Perform Ignition Systems

New!


This book leads you through the various components, systems and sub-systems, explaining the theory behind the operation and how the parts work with each other to achieve the ultimate goal of efficient combustion. Coils, wires, spark plugs, distributors, magnetos, inductive systems, CD ignitions, multiple spark systems, computer ignition controls, and rev limiters are all covered. 8-1/2" x 11", 128 pages, 250 b/w photos.



L851 34.99 ea

How To Diagnose and Repair Automotive Electrical Systems


Details the various tools, such as multi-meters and test lights, that can be used to evaluate and troubleshoot any vehicle's electrical system. Several hands-on projects take readers on a guided tour of their vehicle's electrical system and demonstrate how to fix specific problems. Paperback, 160 pages, 8-5/16" x 10-5/8".



L20990 27.99 ea

Custom Auto Wiring & Electrical


This indispensable guide to high-performance and OEM automotive electrical systems covers electrical theory, wiring techniques and equipment, custom wiring harnesses for racing, hot rods and restorations, pre-made wiring harnesses, special electrical systems (navigational, audio, video), troubleshooting common electrical problems, dashboards and instrument and trailer wiring. Softbound, 8-1/4" x 5-1/4", 192 pages.



L1056 29.99 ea

Automotive Wiring & Electrical


In this revised edition brilliant color photos and explanatory step-by-step captions detail the installation of the most popular, functional, and beneficial upgrades for enthusiasts of varying skill levels. Projects included are: maximizing performance of electric fans; installing electronic gauges; upgrading charging systems; and installing a complete aftermarket wiring harness. Paperback, 8-1/2" x 11", 144 pages, 394 color photos.




L1323 29.99 ea

Automotive Wiring & Electrical

The basics of electrical principles, including voltage, amperage, resistance and Ohm's law, are revealed in clear and concise detail, so the enthusiast understands what these mean in the construction and repair of automotive electrical circuits. 8-1/2" x 11", 144 pages, 350 photos.




L1019 29.99 ea



High-Perf Differentials, Axles & Drivelines

All too often, when an enthusiast builds a high-performance engine, swaps a more powerful engine into a car, or mounts sticky tires, the driveline components simply can't handle the added torque and fail. In addition, differential, axles, and driveline parts have a limited life span under the power of a high-performance engine. This book covers everything you need to know about selecting the most desirable gear ratio, rebuilding differentials and other driveline components and most importantly, matching the correct driveline components to engine power output. Learn how to setup a limited-slip differential, install high-performance axle shafts, swap out differential gears and select the best available products for the driveline. Explains rear differential basics, rear differential housings, rebuilding open rear differentials, limited-slip differentials, and factory differentials. Sftbnd, 8-1/2" x 11", 144 pages.

L1063 29.99 ea



Chevy Differentials: How To Build The 10 and 12 Bolt

In this step-by-step guide, you learn how to completely disassemble the differential, evaluate components, and select replacement parts. You're also shown all of the up-to-date techniques for re-assembling the differential and axle. Informative sections on axle identification and replacement parts are also provided. Maybe you have found a salvage yard unit and want to rebuild it to upgrade your existing vehicle or would like to install an aftermarket 12 bolt assembly for extreme performance or racing. This is the only book dedicated solely to rebuilding, setting up, and modifying these axle assemblies for long service life and maximum performance. If you're going to rebuild a Chevy 10- or 12 bolt axle, this book delivers the essential information to get the job done right. Softcover, 8-1/2" x 11", 144 pages.

L1287 29.99 ea

Muscle Car Brake Upgrades: How To Design, Select and Install

Arguably the only book dedicated exclusively to muscle car brake performance, veteran author Todd Ryden shows readers how to select brake systems for various applications and different budgets. The book covers system design, operation, and component function so you have a clear understanding of all principles. You'll learn how to assess brake system requirements and select brake system kits for many popular muscle car applications form aftermarket brake leaders including Baer, Wilwood, and CPP. Paperback, 144 pgs, 8-1/2" x 11".




L1574 29.99 ea

High-Performance Chevy

Small Block Cams & Valvetrains

Graham Hansen, takes the mystery out of camshaft and valvetrain function, selection, and design. This book covers rocker arms, lifters, valves, valvesprings, retainers, guideplates, pushrods, and cam drives, as well as detailed information on how to degree a cam and choose the proper cam for your application. Finally, matching cams to cylinder heads, analyzing port flow, and proving it all through dyno-tests round out this informative volume. Softbound, 8-1/2" x 11", 144 pages.



L193 39.99 ea

The Yenko Era

This book by Yenko family friend Mark Gillespie sheds new light on the life and times of legendary racer, car dealer and car builder, Don Yenko. The small buildings that stand today where the Yenko plant once built cars are proof that a small operation can have a huge impact with Yenko changing the business of cars and racing forever. Family photos, invoices and letters paint a picture of the man who created the Yenko sports cars and follow his exploits as a businessman and a racer until his tragic demise in 1987. A must have for any Yenko enthusiast.



L976 29.99 ea